



# GAUTENG PROVINCE

SPORT, ARTS, CULTURE AND RECREATION  
REPUBLIC OF SOUTH AFRICA

## PERFORMANCE MONITORING REPORT FOR THE FOURTH QUARTER OF 2019/20

(January - March 2020)

31 March 2020

DOCUMENT NUMBER	GDSACR FY2019/20 – FOURTH QUARTER REPORT	ISSUE DATE	2017-11-06	Page   0
REVISION NUMBER:	REV 1.0	REV DATE	2017-11-06	

## TABLE OF CONTENTS

<b>PART I: DEPARTMENTAL PERFORMANCE OVERVIEW .....</b>	<b>6</b>
1.1 Introduction .....	6
1.2 Vision .....	6
1.3 Mission .....	6
1.4 Strategic Outcome Oriented Goals .....	6
1.5 Legislative and Other Mandates .....	6
1.6 Programmes and Projects .....	7
<b>PART II: GDSACR PERFORMANCE OVERVIEW BY THE ACCOUNTING OFFICER .....</b>	<b>8</b>
2.1 SUMMARY OF PROGRESS MADE TOWARDS ACHIEVEMENT OF OUTPUTS .....	10
2.2 DEPARTMENTAL PROGRAMME PERFORMANCE NARRATIVE .....	11
2.2.1 Programme 1: Administration .....	11
2.2.2 Programme 2: Cultural Affairs .....	13
2.2.3 Programme 3: Library, Information and Archival Services .....	27
2.2.4 Programme 4: Sport and Recreation .....	33
<b>PART III: GDSACR PROGRAMME PERFORMANCE TABLES .....</b>	<b>47</b>
3.1 Programme 1: Administration .....	47
3.2 Programme 2: Cultural Affairs .....	51
3.3 Programme 3: Library and Archival Services .....	60
3.4 Programme 4: Sport and Recreation .....	65
<b>PART IV: GDSACR FINANCIAL STATUS AS AT THE END OF Q4 2019/20 .....</b>	<b>75</b>
4.1 Financial Status .....	75
4.2 Supply Chain Management .....	79
<b>PART V: HUMAN RESOURCE MANAGEMENT .....</b>	<b>81</b>
5.1 Human Resources Administration .....	81
5.2 Human Resource Development .....	82
<b>PART VI: ADDENDUMS .....</b>	<b>83</b>
Annexure A: 80 Library materials procured .....	83
Annexure B: 59 Community structures supported .....	86

DOCUMENT NUMBER	GDSACR FY2019/20 – FOURTH QUARTER REPORT	ISSUE DATE	2017-11-06	Page   1
REVISION NUMBER:	REV 1.0	REV DATE	2017-11-06	

**LIST OF FIGURES:**

Figure 1: GDSACR Q4 2019/20 overall performance ..... 09

Figure 2: GDSACR Q4 2019/20 programme specific performances ..... 11

Figure 3: GDSACR comparison of target performance per quarter 2019/20.....11

Figure 4: Administration Q4 2019/20 targets performance status..... 12

Figure 5: Cultural Affairs Q4 2019/20 targets performance status ..... 14

Figure 6: LIS Q4 2019/20 targets performance status ..... 28

Figure 7: Sport and Recreation Q4 2019/20 targets performance status..... 34

**LIST OF TABLES:**

Table 1: GDSACR 2019/20 programme specific structure..... 08

Table 2: GDSACR Q1 2019/20 overall performance per programme ..... 09

Table 3: GDSACR Q2 2019/20 overall performance per programme ..... 09

Table 4: GDSACR Q3 2019/20 overall performance per programme .....10

Table 5: GDSACR Q4 2019/20 overall performance per programme.....10

Table 6: East Corridor Provincial Ishashalazi Festival (Drama and Poetry)..... 16

Table 7: North Corridor Provincial Ishashalazi Festival (Theatre and Poetry).....16

Table 8: West Corridor Theatre Programme Q4 2019/20.....17

Table 9: South Corridor Provincial Ishashalazi Festival (Dance).....17

Table 10: North Corridor Provincial Ishashalazi Festival (Dance) .....18

Table 11: South Corridor Festival – 7 February 2020.....19

Table 12: North Corridor Provincial Arts School Festival .....19

Table 13: West Corridor Provincial Arts School Festival .....19

Table 14: Library monitoring visits conducted in the fourth quarter 2019/20.....28

Table 15: Recreational programmes implemented at corridors in the fourth quarter 2019/20.....30

Table 16: Born to Read Programmes implemented in the fourth quarter 2019/20.....31

Table 17: 21 Libraries upgraded with ICT Infrastructure 2019/20.....32

Table 18: Sunshine tour branding and advertising platforms 9 – 12 January 2020.....38

Table 19: Nine (9) new departmental projects.....41

## LIST OF ACRONYMS AND ABBREVIATIONS

APP	Annual Performance Plan
ATOM	Access to Memory
BAC	Bid Adjudications Committee
BCSA	Blind Cricket South Africa
CAMP	Custodian Asset Management Plan
COGTA	Department of Cooperative Governance and Traditional Affairs
COT	City of Tshwane
COVID-19	Coronavirus Disease 2019
DID	Department of Infrastructure Development
ECD	Early Childhood Development
EPWP	Expanded Public Works Programme
FC	Football Club
GBN	Gauteng Broadband Network
GCR	Gauteng City Region
GDSACR	Gauteng Department of Sport, Arts, Culture and Recreation
GDE	Gauteng Department of Education
GFC	Gauteng Film Commission
GGNC	Gauteng Geographical Naming Committee
GPLC	Gauteng Provincial Language Committee
GPT	Gauteng Provincial Treasury
HOD	Head of Department
IA	Implementing Agent
IAMP	Immovable Asset Management Plan
ICT	Information Communications Technology
IDMS	Infrastructure Delivering Management System
IG	Indigenous Games
IKS	Indigenous Knowledge Systems
IKSDC	Indigenous Knowledge System Documentation Centre
IPIP	Infrastructure Programme Implementation Plan
IPMP	Infrastructure Programme Management Plan
JHB	Johannesburg
KMRC	Kagiso Monument and Recreational Centre
LGBTIQ&A	lesbian, gay, bisexual, transgender, intersex, queer & asexual
MEC	Member of Executive Council
MPC	Multi-Purpose Centre
NAAIRS	National Automated Archival Information Retrieval System
NZBCA	New Zealand Blind Cricket Association
PANSALB	Pan South African Language Board
PFMA	Public Finance Management Act
PGA	Professional Golf Association
PHRA-G	Provincial Heritage Resource Authority – Gauteng
PO	Purchase Order
PSP	Professional Service Provider

PwDs	People with Disabilities
SAFA	South African Football Association
SAGF	South African Gymnastics Federation
SAGNC	South African Geographical Names Council
SEMLI	Sport, Exercise, Medicine and Lifestyle Institute
SCM	Supply Chain Management
SMME	Small, Medium, Micro Enterprises
SMS	Senior Management Services
SRSA	Sport and Recreation South Africa
TST	The Seekers Tower
TUT	Tshwane University of Technology
UJ	University of Johannesburg
UNISA	University of South Africa
VUT	Vaal University of Technology
WLHM	Women's Living Heritage Monument
WRDM	West Rand District Municipality
4IR	4 <sup>th</sup> Industrial Revolution

**OFFICIAL SIGN-OFF**

This is to certify that the progress status on the financial and non-financial performance information in this report illustrate a true reflection of the Gauteng Department of Sport, Arts, Culture and Recreation performance against the fourth quarter planned targets as contained in 2019/20 Adjusted Annual Performance Plan.

**DISCLAIMER:** Due to the Covid-19 the correctness, completeness and validity of the submitted information in this report has not be verified.

Reviewed by:



**Mr. Yusi Sibiya**  
Chief Director: Corridor Coordination

Date: 30/04/2020



**Mr. Omphithetse Mafora**  
Acting: Chief Financial Officer

Date: 30/04/2020

Recommended by:



**Mr. Vuyani Maofu**  
Acting HOD: Department of Sport, Arts, Culture and Recreation

Date: 30/4/2020

Approved by:

**Ms. Mbali Hlophe**  
MEC: Department of Sport, Arts, Culture and Recreation

Date:

DOCUMENT NUMBER	GDSACR FY2019/20 – FOURTH QUARTER REPORT	ISSUE DATE	2017-11-06	Page   5
REVISION NUMBER:	REV 1.0	REV DATE	2017-11-06	

## PART I: DEPARTMENTAL PERFORMANCE OVERVIEW

### 1.1 Introduction

This report provides an overview and a reflection of the Gauteng Department of Sport, Arts, Culture and Recreation's fourth quarter (January - March 2020) performance against predetermined annual and quarterly targets as outlined in the 2019/20 Adjusted Annual Performance Plan (APP) of the department.

### 1.2 Vision

"An active, creative and modernised Gauteng City Region (GCR) contributing to sustainable economic growth and social cohesion."

### 1.3 Mission

In pursuit of the above vision, the Gauteng Department of Sport, Arts, Culture and Recreation (GDSACR) will work in an integrated manner to create an enabling environment and accelerated social transformation for sporting, artistic, and cultural excellence, by:

- Facilitating talent identification and development in partnership with key stakeholders.
- Positioning the business of sport and creative industries as catalysts for sustainable economic growth.
- Modernisation of the economy through the bidding and hosting of major sporting and cultural events.
- Providing universal access to sport, arts, cultural activities, library, archival services and facilities.
- Identifying, promoting and preserving heritage.

### 1.4 Strategic Outcome Oriented Goals

The following reflect the Strategic Outcome Oriented Goals of the GDSACR and their link to Outcomes and Pillars of radical transformation:

- Transformed and modernised sport and cultural landscape which contributes to social cohesion and nation-building.
- Gauteng economically transformed through the business of creative industries.
- Gauteng economically transformed through the business of sport.
- Develop, transform, promote, modernise sustainable library, information and archives services.
- Capable and activist administration which contributes to a modern developmental state in order to promote good governance.

### 1.5 Legislative and Other Mandates

- The Constitutional Mandate GDSACR operates within the mandate that remains unchanged, and is drawn directly from Schedules 4 and 5 of the Constitution of the Republic of South Africa (Act 108 of 1996), which describe the functional areas of exclusive provincial legislative competence. Part A of the schedule lists the following as competencies of the provincial GDSACR:
  - Archives, other than national archives.
  - Libraries, other than national libraries.
  - Museums, other than national museums.
  - Provincial cultural matters.
  - Provincial recreation and amenities.
  - Provincial sport.

DOCUMENT NUMBER	GDSACR FY2019/20 – FOURTH QUARTER REPORT	ISSUE DATE	2017-11-06	Page   6
REVISION NUMBER:	REV 1.0	REV DATE	2017-11-06	

- Part B of the same schedule lists the competencies in which the provincial GDSACR has a role in supporting and monitoring local government:
  - Amusement facilities;
  - Local amenities; and
  - Local sport facilities, markets, municipal parks and recreation facilities.

### 1.6 Programmes and Projects

The budget structure for reporting to Provincial Treasury is the same programme structure used in the APP as per table below:

**Table 1: GDSACR 2019/20 programme specific structure**

<b>Programme 1:</b>	<b>ADMINISTRATION:</b> Communication, Human Resource Management, Financial Management, Strategic Management, Monitoring and Evaluation, Audit and Risk Management, Intergovernmental Relations and Strategic Partnerships; and Information and Communications Technology.
<b>Programme 2:</b>	<b>CULTURAL AFFAIRS:</b> Creative Arts, Creative Industries, Heritage, Language and Geographical Names, Gauteng Film Commission (GFC) and Statutory Bodies.
<b>Programme 3:</b>	<b>LIBRARY AND ARCHIVAL SERVICES:</b> Library Services; and Archival Services.
<b>Programme 4:</b>	<b>SPORT AND RECREATION:</b> Sport Development and Coordination; Competitive Sport; Recreation; and School Sport.



## PART II: GDSACR PERFORMANCE OVERVIEW BY THE ACCOUNTING OFFICER

The section below provides an update on the departmental key priority programmes and projects implemented in all budget programmes during the period under review. The report details key successes, achievements, challenges encountered as well as mitigating actions for under-performance.

For this reporting period, **70 APP targets were set, of these, 42 (60%) were achieved and 28 (40%) were not achieved** as illustrated in figure 1 below.

Figure 1: GDSACR Q4 2019/20 overall performance

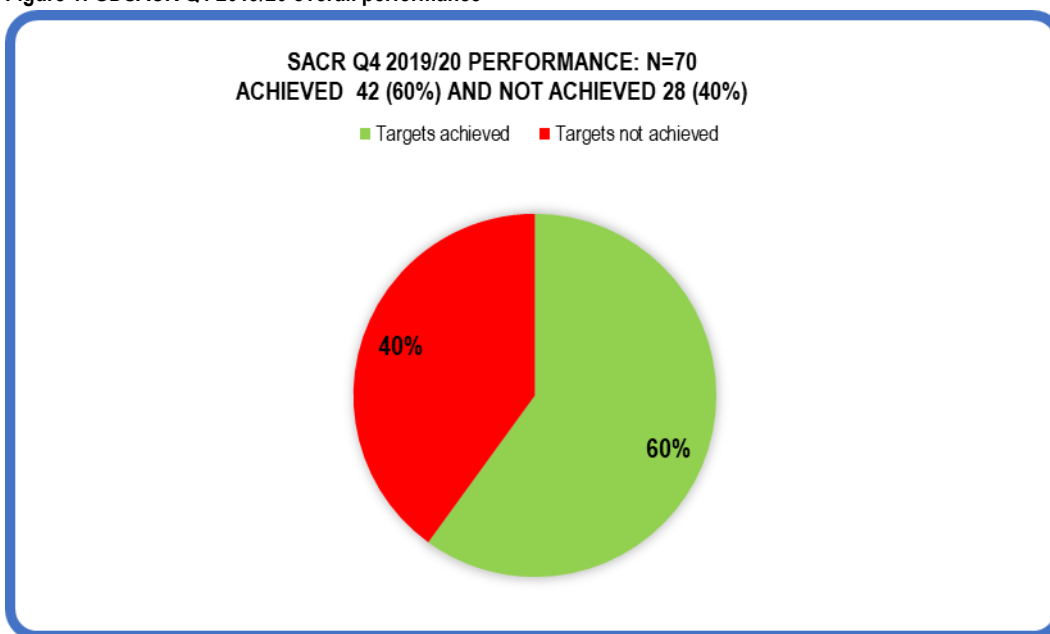


Table 2, 3 4,5 below, represent performance for all four (4) quarter of the 2019/20 financial year as follows:

Table 2: GDSACR Q1 overall performance per programme

PROGRAMME	2019/20 ANNUAL TARGET	Q1 2019/20				
		Target set	Achieved	% Q1	Not	% Q1
Administration	8	8	4	50%	4	50%
Cultural Affairs	35	24	18	75%	6	25%
LIS and Archives	18	7	5	71%	2	29%
Sport and Recreation	32	18	15	83%	3	17%
<b>TOTAL</b>	<b>93</b>	<b>57</b>	<b>42</b>	<b>74%</b>	<b>15</b>	<b>26%</b>

Table 3: GDSACR Q2 overall performance per programme

PROGRAMME	2019/20 ANNUAL TARGET	Q2 2019/20				
		Target set	Achieved	% Q2	Not	% Q2
Administration	8	8	2	25%	6	75%
Cultural Affairs	35	34	27	79%	7	21%
LIS and Archives	18	11	9	82%	2	18%
Sport and Recreation	32	25	21	84%	4	16%
<b>TOTAL</b>	<b>93</b>	<b>78</b>	<b>59</b>	<b>76%</b>	<b>19</b>	<b>24%</b>

**Table 4: GDSACR Q3 overall performance per programme**

PROGRAMME	2019/20 ANNUAL TARGET	Q3 2019/20				
		Target set	Achieved	% Q3	Not	% Q3
Administration	8	8	2	25%	6	75%
Cultural Affairs	35	24	17	71%	7	29%
LIS and Archives	18	12	12	100%	0	0%
Sport and Recreation	32	27	21	78%	6	22%
<b>TOTAL</b>	<b>93</b>	<b>71</b>	<b>52</b>	<b>73%</b>	<b>19</b>	<b>27%</b>

**Table 5: GDSACR Q4 overall performance per programme**

PROGRAMME	2019/20 ANNUAL TARGET	Q4 2019/20				
		Target set	Achieved	% Q4	Not	% Q4
Administration	8	8	3	37.5%	5	62.5%
Cultural Affairs	35	27	16	59%	11	41%
LIS and Archives	18	14	8	57%	6	43%
Sport and Recreation	32	21	15	71%	6	29%
<b>TOTAL</b>	<b>93</b>	<b>70</b>	<b>42</b>	<b>60%</b>	<b>28</b>	<b>40%</b>

## 2.1 SUMMARY OF PROGRESS MADE TOWARDS ACHIEVEMENT OF OUTPUTS

Figure 2 below provides an overview of the departmental performance per programme for this quarter. Programme 1 achieved 3 (37.5%) of the planned 8 targets; Programme 2 achieved 16 (59%) of the planned 27 targets; Programme 3 achieved 8 (43%) of the planned 14 targets, and Programme 4 achieved 15 (71%) of the planned 21 targets set.

Figure 2: GDSACR Q4 2019/20 programme specific performance

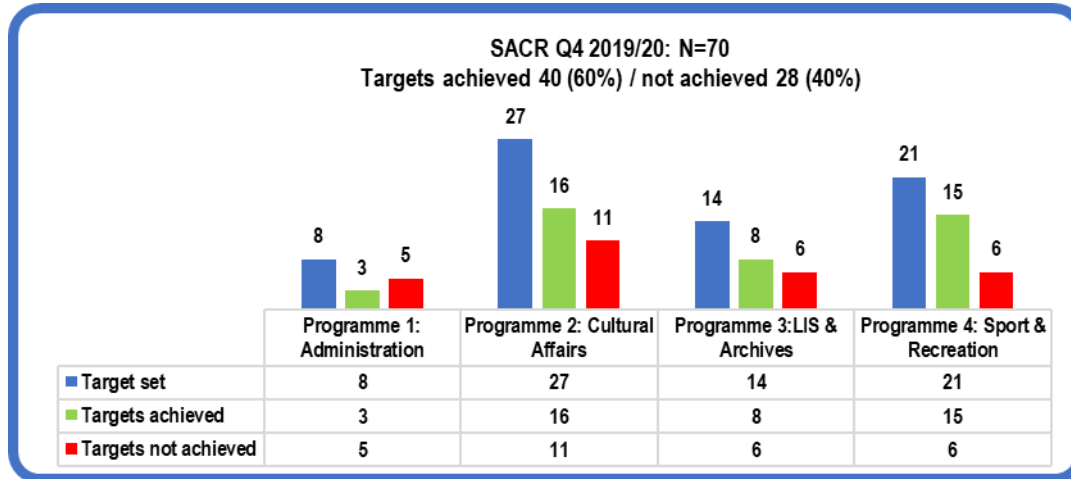
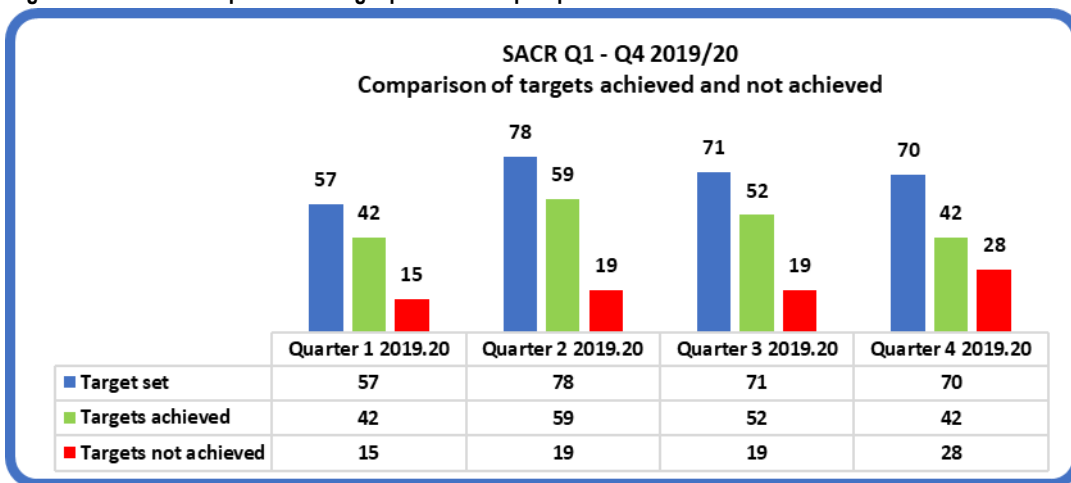


Figure 3: GDSACR comparison of target performance per quarter 2019/20

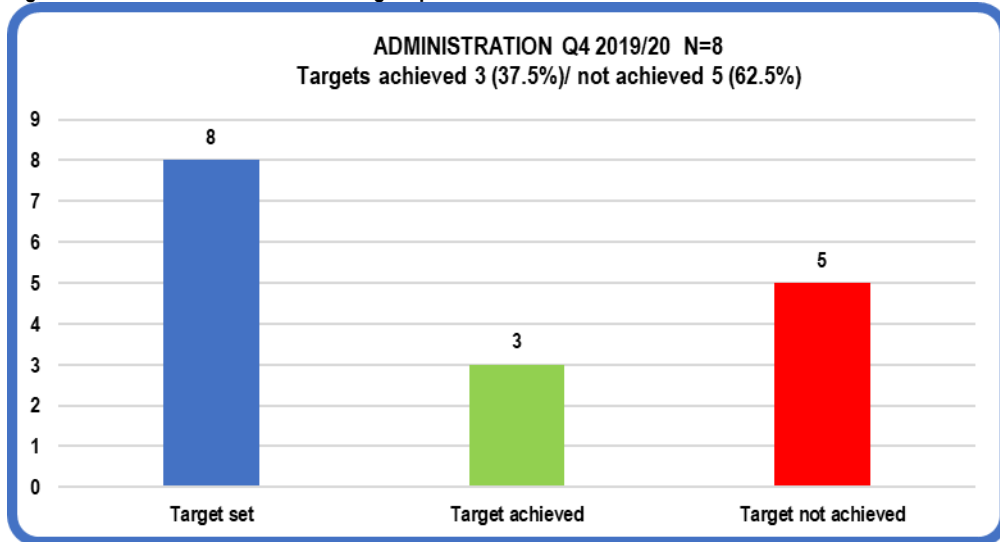


## 2.2 DEPARTMENTAL PROGRAMME PERFORMANCE NARRATIVE

### 2.2.1 Programme 1: Administration

The Administration Programme set a total of 8 targets, of these, **3 (37.5%) were achieved** and **5 (62.5%) were not achieved**. Figure 4 below provides an overview of performance in this reporting period.

Figure 4: Administration Q4 2019/20 targets performance status



Below are highlights of targets achieved for this quarter per sub-directorate:

#### 2.2.1.1 Human Capital

The approved 2015 – 2020 Departmental Human Resource Plan is implemented to ensure the optimal functioning of the human resources of the department. In this reporting period, the Human Resource Planning Implementation Report was submitted to DPSA on 31 May 2018.

The department maintained the following:

- 23.3% Vacancy rate;
- 54% women representation; and
- 1.7% disability rate.

The departmental organisational structure was implemented after approval in 2017/18 and is aligned to the Strategic Plan until the end of 2019. Furthermore, Human Capital provided services such as recruitment and selection; service benefits; training programmes; workplace skills development; management of employee relations, performance management, Organisation Health and Safety; and development management services.

=====

#### 2.2.1.2 Supply Chain Management

- 20% spend on women's owned companies;
- 11% spend youth-owned companies; and
- 0.02% spend on companies owned by People with Disabilities.

=====

DOCUMENT NUMBER	GDSACR FY2019/20 – FOURTH QUARTER REPORT	ISSUE DATE	2017-11-06	Page   11
REVISION NUMBER:	REV 1.0	REV DATE	2017-11-06	

### 2.2.1.3 Financial Accounting

During the fourth quarter 2019/20 financial year, the following required reports as per the Public Finance Management Act (PFMA) were submitted in accordance with the set timeframes. The department achieved **93.52%** of 30-day payments made as per compliance requirements.

The reports complied with the following requirements:

- Monthly: Section 40c, 30-day payment report, IYM; and
- Quarterly: PFMA compliance reports and interim financial statements.

=====

### 2.2.1.4 Strategic Management

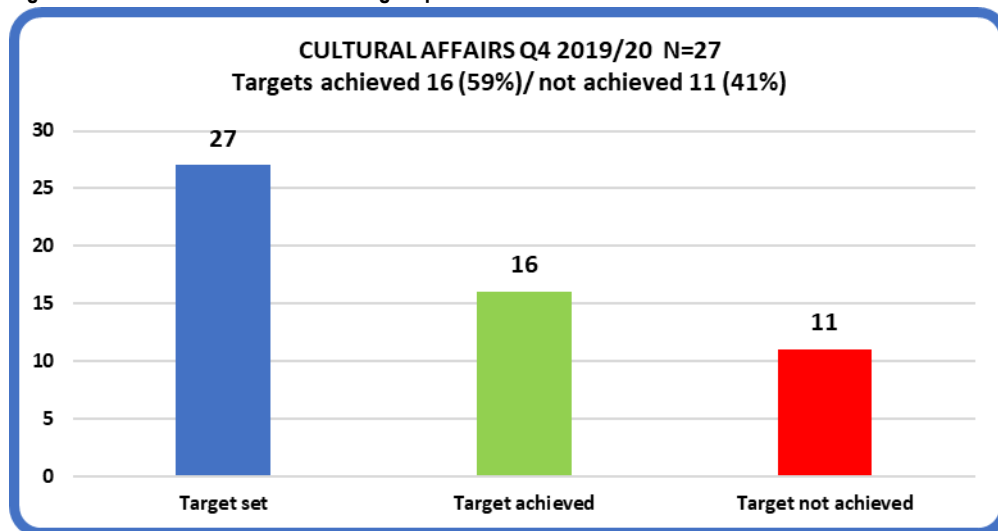
The Strategic Management Directorate reviewed the GFC Q4 2019/20 performance monitoring report and provided input on improvements that should be affected. The report will be submitted to the Gauteng Provincial Legislature on 31 March 2020.

DOCUMENT NUMBER	GDSACR FY2019/20 – FOURTH QUARTER REPORT	ISSUE DATE	2017-11-06	Page   12
REVISION NUMBER:	REV 1.0	REV DATE	2017-11-06	

## 2.2.2 Programme 2: Cultural Affairs

The Cultural Affairs Programme set 27 targets. Of these, **16 (59%) were achieved and 11 (41%) were not achieved.** Figure 5 below provides an overview of performance in this reporting period.

Figure 5: Cultural Affairs Q4 2019/20 targets performance status



Below are highlights of targets achieved for this quarter per sub-directorate:

### 2.2.2.1 Creative Arts

The sub-programme **Creative Arts set four (4) targets. Of these 2 (50%) was achieved and 2 (50%) was not achieved** for the quarter under review.

### ARTS AND CULTURE PROGRAMMES IMPLEMENTED IN FIVE (5) CORRIDORS (NON-CUMULATIVE)

A total of **1 863 people (990 male and 870 female) including 3 LGBTI&Q people** participated in the arts and culture programmes implemented in the five (5) corridors across the Gauteng City Region.

### MUSIC PROGRAMMES

This programme is aimed at improving different music genres in communities as well as exposing youth to a responsible and a better way of life. These programmes were implemented with a total of 1 131 participants (583 male, 545 female and 3 LGBTI&Q) excluding North Corridor where gender break down was not yet verified.

#### Central Corridor:

In the quarter under review, a total of 265 participants (119 male and 146 female) participated in the Soweto Indigenous Gospel (Amazion) festival from 14 March 2020 at Uncle Toms Community Hall, Orlando Soweto.

#### East Corridor: 505 participants (287 male and 218 female)

The East Corridor hosted the Indigenous Gospel Music Mini Festival on 23 February 2020 at Springs Civic Centre with 17 selected gospel choirs( Impumelelo Gospel Choir; Self Motivated Gospel Choir; Vision of God; St Paul Nazareth Followers of Gid; Baikagi Gospel; The Mighty Living Sounds; Dallang Thapelong; Women in Arts; Mighty Voice of Christ; Katlehong Gospel; Ingqayizivele Gospel; United Voices; The Saints Gospel; Bob90 and the Binós; Pure River of life Gospel; Sithandiwe

DOCUMENT NUMBER	GDSACR FY2019/20 – FOURTH QUARTER REPORT	ISSUE DATE	2017-11-06	Page   13
REVISION NUMBER:	REV 1.0	REV DATE	2017-11-06	

Emazulwini Gospel showcasing (list of gospel choirs?) from all five (5) regions in Ekurhuleni. The mini festival attracted a total of 464 participants (261 male and 203 female).

The Contemporary Gospel Music Festival was hosted on 15 March 2020 at Reiger Park with a total of 41 participants (26 male and 15 female).

**South Corridor: 361 participants (177 male, 181 female and 3 LGBTI&Q)**

92 participants (49 male, 40 female and 3 (LGBTI&Q) participated at the Clap & Tap mini festival held on 01 March 2020 in Eldorado hall, Sebokeng.

A Clap and Tap session held on 15 March 2020 at Sharpeville Hall attracted 209 participants (103 male and 106 female). The programme was hosted in partnership with Sedibeng District Municipality. The department contributed with branding, and PA system as well as organizing the venue.

A total of 60 participants (25 male and 35 female) which included 41 youth, participated at the live music/ dance and healthy living style on 21 March 2020 at Evaton Sports Hub. This programme was implemented in partnership with Lekoa band and Thembelihle Performing Arts organisation.

**North Corridor:**

A Brass Band Stakeholders meeting was held on the 26 February 2020 at Stanza Bopape office. Four (4) groups attended this meeting. The Brass Brand Festival was held on 29 February 2020 at the Mamelodi Beer Hall with a total of 13 groups and approximately 900 participants <sup>1</sup>:

- **Seven (7) groups from Region 2:** The Fire, Sunrise, Love and Peace, Phaswane 2, Greenside, Sunshine and The Rock; and
- **Six (6) groups from Region 6:** Kopano Brass Band, Morning Stars, St Luke Brass Band, Tsakane Brass Band, Mams Brass Band and Supper Sport Brass Band
- **The three (3) Winning teams were:**
  - 1<sup>st</sup> place: Sunshine
  - 2<sup>nd</sup> place: Phaswane P12; and
  - 3<sup>rd</sup> Place: The Fire
- Winning teams received certificates, trophies and band equipment.
- The City of Tshwane supported this event by providing the facility and the department provided catering, sound systems, branding and photography services.

**West Corridor:** No music programme implemented in Q4 2019.20.

**DRAMA (THEATRE/ POETRY)**

This programme was implemented attracting a total of 498 participants (287 male and 211 female.)

**Central Corridor: 298 participants (197 male and 101 female)**

- 126 participants (66 male and 60 female) attended the theatre programme on 07 March 2020 at Pace Community College, in Soweto, Johannesburg.
- 26 participants (23 male and 3 female) attended the poetry session from 14 – 15 March 2020 at Ivory Park.
- 17 participants (11 male and 6 female) attended theatre programme from 14 – 15 March 2020 at Ivory Park.

<sup>1</sup> **Gender breakdown not available due to lockdown**

DOCUMENT NUMBER	GDSACR FY2019/20 – FOURTH QUARTER REPORT	ISSUE DATE	2017-11-06	Page   14
REVISION NUMBER:	REV 1.0	REV DATE	2017-11-06	

- 129 people (97 male and 32 female) participated in the preparation trainings/workshops (at the Regions as listed below) aimed at improving dance, theatre and poetry groups to perform at the Provincial Ishashalazi / Motjeko Main Festival held from 28 February 2020 –02 March 2020 at the Roodepoort City Hall.
  - o Region C (Doornkop): 22 January 2020 – 09 February 2020
  - o Region E (Alexandra): 02 – 08 February 2020
  - o Region D (Soweto): 22 January 2020 – 09 February 2020
  - o Region G (Orange Farm): 04 February 2020

### East Corridor: 111 people (47 male and 64 female) without totals from Provincial Ishashalazi Festival

The various groups from the East corridor participated at the Ishashalazi & Motjeko Provincial Festival from 29 February to 01 March 2020 at Roodepoort Hall with a total of 111 participants (people (47 male and 64 female) as follows:

- 5 Theatre groups which consisted of 59 people (23 male and 36 female)
- 5 (3 male and 2 female)
- 5 Dance groups consisting of 47 people (21 male and 26 female)

The Provincial Ishashalazi Festival was held from 28 February – 03 March 2020 at the Roodepoort Civic Centre. The Drama category consisted of five (5) drama and two (2) poetry groups that participated in the festival on 28 February 2020. <sup>2</sup>

**Table 6: East Corridor Provincial Ishashalazi Festival (Drama / Poetry)**

Name of show	Category	Male	Female	Total
Talented Ignition	Drama	<i>Totals to be confirmed after the lockdown</i>		
Khomanani				
Thembelihle Production				
Generations of Stars				
Blah Blah Brothers				
Jabu Dlamini	Poetry			
Vaal Talented Manoeuvres				
<b>TOTAL</b>				

### North Corridor: 50 participants (23 male and 27 female)

The Provincial Ishashalazi Festival was held from 28 February –0 3 March 2020 at the Roodepoort Civic Centre. In the Drama category a total of five (5) Drama shows and two (2) Poetry show benefited 50 participants (23 male and 27 female) as per table below:

**Table 7: North Corridor Provincial Ishashalazi Festival (Theatre / Poetry)**

Name of show	Category	Male	Female	Total
1.Unorthodox	Theatre (Drama)	04	03	07
2. Drastic Turn		01	05	06
3. King of Kings		08	03	11
4. Mosadi Basadi		0	09	09
5. Phosho		04	01	05
6. Black Voices	Poetry	01	03	04
7. Tshegofatso		05	03	08
<b>TOTAL</b>		<b>23</b>	<b>27</b>	<b>50</b>

### 2 The totals will be confirmed after the lockdown

DOCUMENT NUMBER	GDSACR FY2019/20 – FOURTH QUARTER REPORT	ISSUE DATE	2017-11-06	Page   15
REVISION NUMBER:	REV 1.0	REV DATE	2017-11-06	



### West Corridor: 39 participants (20 male and 19 female)

The West Corridor hosted the theatre programme at the Roodepoort Civic Centre from 28 February 2020 – 03 March 2020 with a total of 39 participants (20 male and 19 female). The purpose of the programme serves as a platform for aspiring and emerging artists from disadvantaged communities to showcase their talent in theatre and poetry with a view to compete at Provincial events. In this reporting period, theatre was implemented as per table below:

**Table 8: West Corridor Theatre Programme Q4 2019/20**

Name of the group	Performance Title	Male	Female	Total
Mythology Arts Foundation	Mount Havilah	5	0	5
Crazy Concepts	Black Blood	5	2	7
Tsosolotsetso Theatre Productions	The Culprit	6	0	6
Tshenolo Production	Tshenolo	1	6	7
Flash Black Entertainment	Peo "The seed"	1	11	12
The Poetical Activist	lphupho	1	0	1
Maverick Matlape	Soul Sound	1	0	1
<b>TOTAL</b>		<b>20</b>	<b>19</b>	<b>39</b>

## DANCE AUDITIONS AND FESTIVALS

This programme was implemented and attracted a total of 234 dancers (120 male and 115 female) broken down as follows:

### Central Corridor: 79 participants (33 male and 46 female)

Region A hosted an Art Festival from 14 to 15 March 2020 at Ivory Park North with a total of 79 participants (33 male and 46 female).

One (1) school (Siyabonga Secondary School) participated in the Provincial Arts Festival that was held from 15 – 16 February 2020 at Roodepoort Hall. The school qualified to participate in the dance genre for Zulu- ushemeni and zulu – izingili.

**East Corridor:** No dance programmes were implemented during the quarter under review.

### South Corridor: 60 participants (25 male and 35 female) without totals from Provincial Ishashalazi Festival

The Provincial Ishashalazi Festival was held from 28 February – 03 March 2020 at the Roodepoort Civic Centre. In the Dance category a total five (5) dance groups benefited as per table below.<sup>3</sup>

**Table 9: South Corridor Provincial Ishashalazi Festival**

Name of show	Category	Male	Female	Total
Rethabile	Dance	<b>Totals to be confirmed after the lockdown</b>		
Ditshepe tsa Ngwao				
Reithabetse Production				
Creative Minds				
Ubuhle Bekhono				
<b>TOTAL</b>				

<sup>3</sup> **The totals will be confirmed after the lockdown**

A total of 60 participants (25 male and 35 female) which included 41 youth, participated at the live music/ dance and healthy living style on 21 March 2020 at Evaton Sports Hub. This programme was implemented in partnership with Lekoa band and Thembelihle Performing Arts organisation.

### North Corridor: 75 participants (42 male and 33 female)

The Provincial Ishashalazi Festival was held from 28 February –03 March 2020 at the Roodepoort Civic Centre. In the dance category a total of five (5) dance groups benefited 75 participants (42 male and 33 female) as per table below:

**Table 10: North Corridor Provincial Ishashalazi Festival**

Name of show	Category	Male	Female	Total
1.Dibata Tsa Mmino	Dance	14	12	26
2. Nakanjani Theatre Production		06	05	11
3. Blended Arts Production		13	11	24
4. Afrika Entle		04	03	07
5. Dsb		05	02	07
<b>TOTAL</b>		<b>42</b>	<b>33</b>	<b>75</b>

### West Corridor: 20 male participants

The corridor hosted the dance rehearsals for the Provincial Festival from 22 – 28 January 2020 with 20 male participants. The five (5) dance groups that participated during the rehearsals were selected during the West Corridor main dance festival held in November 2019. These groups prepared to represent West Corridor at the Gauteng Provincial Festival to be held from 28 February – 03 March 2020 at Roodepoort Civic Centre. The department appointed the dance facilitators for the dance skills transfer and development of the dancers from the five groups as follows:

- Capital Pantsula (region B) 2 dancers
- Future Pantsula (region C) 4 dancers
- Dlala Mapantsula (region C) 6 dancers
- Silent Killer (region B) 3 dancers
- Black Rose (region D) 5 dancers

=====

### SCHOOLS IMPLEMENTING ARTS AND CULTURE PROGRAMMES

The arts and culture programmes were implemented in 37 schools by all five (5) Corridors benefitting a total of **553 participants (237 male and 316 female)**. Four (4) corridor with a total of 22 schools participated in the Provincial Festival that was held from 15 – 16 February 2020 at the IEC Hall in Randfontein.

- **Central Corridor:** implemented dance, drama and music were programmes with four (4) schools (Makgomme Secondary School; Diepsloot Secondary School; Alexandra High Schools and Siyabonga Secondary School) during the quarter under review. However, these schools were unable to showcase their work at the corridor festival that was scheduled for 14 February 2020 due to delays in internal procurement processes and transport arrangements Siyabonga Secondary School participated at the Provincial Art Festival in the genre of dance Provincial Arts School Festival from 15 - 16 February 2020 held at the IEC Hall, Randfontein. The other six (6) schools selected, requested facilitators and the departmental coordinators to do the programmes with the learners during 2020.21 as the programmes only started in October 2019. <sup>4</sup>

<sup>4</sup> Totals for this event will be submitted after the lockdown

- **South Corridor:** The corridor festival was hosted on 07 February 2020 at Eldorado Hall in Sebokeng, with a total of 223 participants (88 male and 135 female) towards the Provincial Arts Festival that was held from 15 – 16 February at the IEC Hall in Randfontein. The South Corridor did not attend the Provincial Festival due to transport challenges. The corridor festival was attended by 8 of 10 schools through the support of teachers and parents from Devon, Sharpeville, Evaton, Sebokeng areas. Two (2) schools were unable to attend the festival due late receipt of invitations memorandums from the relevant Gauteng Department of Education East District. All seven (7) schools from Sedibeng West attended and one (1) school from Sedibeng East. The department provided transport, catering, certificates and trophies for all schools. Schools that won are listed below:

**Table 11: South Corridor Festival – 7 February 2020**

SCHOOLS ATTENDING FESTIVAL	SCHOOLS NOT ATT FESTIVAL	WINNERS	PRIZES
E.D Mashabane (Small farm/zone 7)	Kgoro Ya Thuto (Ratanda)	Kgutlo-tharo	Each winning school received one trophy
Moqhaka (Zone 11 Sebokeng)	Khanya / (Ratanda)	Tokelo	
Thandukwazi (Evaton)		E.D Mashabane	
Tokelo (Evaton)		Zikhethele	
Thuto lore (Sharpeville)		Thuto-lore	
Kgutlo Tharo (Evaton)		Mohloli	
Mohloli (Sharpeville)			
Zikhethele (Devon)			

- **East Corridor** implemented the arts in schools programme in all 10 schools in the third quarter. The five (5) schools that won as listed below, during the corridor event held at 20 September 2019 were selected to represent East Corridor at the Provincial Arts School Festival from 15 - 16 February 2020 held at the IEC Hall in Randfontein with a total of 96 participants (45 male and 51 female). The winning teams received flowers from the Nation show titled Guy Cold (Theatre from East Corridor) and Amagents with Isipantsula from East Corridor.
  - Lesiba Senior Secondary School (Daveyton): Dance
  - Kenneth Masilela Senior Secondary School (Kwa Thema): Dance
  - Phulong Senior Secondary School (Kwa Thema): Music
  - Ikusasa Senior Secondary School (Tembisa): Drama
  - Esibonelwe Sihle Senior Secondary School (Duduza): Drama
- **North Corridor:** The four (4) schools that won during the corridor event during the 3<sup>rd</sup> quarter were selected to represent North Corridor at the Provincial Arts School Festival from 15 - 16 February 2020 held at Randfontein with a total of 95 participants (36 male and 59 female).

**Table 12: North Corridor Provincial Arts School Festival**

SCHOOLS ATTENDING FESTIVAL	WINNERS	PRIZES
1.Gatang Secondary School – Mamelodi	Dance- Setswana 2 <sup>nd</sup> place	Each winning school received one trophy
2. Echibini Secondary - Soshanguve	Theatre – Sleeping beauty 1 <sup>st</sup> place	
3. Flavius Mareka – Atteridgeville	Dance – Sbujuwa 3 <sup>rd</sup> place	
4. Phelindaba High - Atteridgeville		

**West Corridor** implemented the arts in schools programme from 15 January 2020 until 25 February 2020 (programme continued after the corridor and Provincial Festival) with a total of 139 participants (68 male and 71 female). The intent was to host the corridor festival on 31 January 2020; however, the festival was not implemented due to delays in internal procurement processes. The Provincial Arts in School Festival was held at the IEC Hall, Randfontein from 15 – 16 February 2020. From the 10 schools that were part of the West Corridor programme 9 schools attended the Provincial Arts in School Festival. Thuto Lefa Secondary School Mogale City did not attend the Provincial Arts in School Festival.

**Table 13: West Corridor Provincial Arts School Festival**

SCHOOLS ATTENDING FESTIVAL	WINNERS	PRIZES
Rietvallei Secondary School, Mogale City	Tswasongu Secondary School Merafong City – Western Choral 1 <sup>st</sup> place	Each winning school received one trophy
Boipelo Secondary School Mogale City	Lukhanyo Secondary School – Randfontein – Gospel 3 <sup>rd</sup> place	
Ithuteng Secondary School Randfontein		
Kgotalang Secondary School Rand West		
Lukhanyo Secondary School Rand West		
Badirile Secondary School Merafong City		
Tswasongu Secondary School Merafong City		
TM Letlake Secondary School Rand West		
Randfontein Secondary School Mogale City		

=====

**ARTS AND CULTURE HOLIDAY PROGRAMMES IMPLEMENTED**

The department implemented one (1) holiday programme in three (3) Corridors (East, West and North) benefitting a total of 3 447 people (1 806 male and 1 641 female) as follows:

- **East Corridor** hosted an integrated Arts, Culture, Sport and Recreation holiday programme from 13 – 14 January 2020 at Alra Park Nigel, with a total of 435 children (264 male and 171 female). This programme give children from the surrounding areas an opportunity to learn different activities such as gumboot dance and Indigenous games.
- **North Corridor:** The holiday programme continued in January 2020 with a total of 2 782 people (1 384 male and 1 398 female) who participated in the daily arts and culture activities from 10 January - 20 March 2020 at the nine (9) areas in as follows: Soshanguve Block LL, Mabopane Indoor Centre, GA Rankuwa Zone 4, Winterveldt Multipurpose Centre, Hammanskraal Mandela Hall, Sebothoma Hall, Atteridgeville Community Hall, Saulsville Library and Olievenhoutbosch Youth Centre.
- **West Corridor** hosted the holiday programme from 08-14 January 2020 at Swaneville Community Hall, Mogale City with a total of 230 participants (158 male and 72 female). The participants were from various theatre organisations, namely; African Golden Horns, Young Minds, Lodirile theatre productions and Lodirile theatre groups. The programme was designed to educate the participants on writing, acting directing, dancing and singing.
- **South and Central Corridors** were unable to implement the holiday programmes due to delays in internal procurement processes in the quarter under review. The implementation of the programmes for Easter School Holidays were suspended due to the declaration of the Covid-19 national lockdown.

## 2.2.2.2 Creative Industries

In this reporting period, Creative Industries set **seven (7) targets for the quarter under review. Of these, 4 (57%) were achieved and 3 (43%) were not achieved.**

### **CREATIVE HUBS IMPLEMENTING PRODUCT DEVELOPMENT PROGRAMMES (NON-CUMULATIVE)**

During the period under review, the department continued with the implementation of the following various product development programmes in the eight (8) creative hubs benefitting 70 artists/ crafters (21 male and 49 female) until 28 February 2020. Additionally, planned development programmes were stopped due to the declaration of the national lockdown in response to the Coronavirus pandemic.

#### **Boipatong Hub at the Emfuleni Local Municipality**

- **Embroidery Production** continued in this reporting period through use of raw materials obtained in the third quarter 2019/20 to produce embroidery products by 11 adult women at Boipatong Monument, in Sedibeng.
- **Mosaic Production** raw materials obtained in the third quarter 2019/20 continued to support five (5) visual artists (4 male and 1 female) at Boipatong Monument, in Sedibeng.

#### **Sharpeville Hub at the Sedibeng Local Municipality**

**Organic Soaps and Candle** were produced by 06 women at Sharpeville Old Police Station, in Sharpeville, Sedibeng.

#### **O R Tambo Narrative Centre at the Ekurhuleni**

**Glass Slumping and Pottery Productions** continued in the quarter under review with raw materials obtained in the third quarter 2019/20 at the O R Tambo Narrative Centre, in Wattville, Ekurhuleni benefitting 09 crafters (04 youth male, 01 adult male and 04 youth female).

#### **Alexandra Hub at the City of Johannesburg (COJ)**

11 EPWP creatives (06 youth male, 02 adult male and 03 youth female) received stipends to produce various arts and culture products at the Alex Market, in Alexandra at the City of Johannesburg.

#### **Magaliesburg Hub at the Mogale Local Municipality**

05 EPWP creatives (04 youth male and 01 youth female) received stipends to produce pottery products at the Magaliesburg hub.

#### **Mpumelelo Hub (Devon) at the Lesedi Local Municipality**

14 EPWP youth women received stipends to produce organic bath salts and soaps at Mpumelelo, in Devon.

#### **Ekangala Hub at the City of Tshwane (COT)**

05 EPWP women crafters received stipends to produce beadwork products at Ekangala craft hub.

#### **Sokhulumu Hub at the City of Tshwane**

04 EPWP (youth male) received stipends for the embroidery products at Sokhulumu Craft and Arts Centre.

=====

DOCUMENT NUMBER	GDSACR FY2019/20 – FOURTH QUARTER REPORT	ISSUE DATE	2017-11-06	Page   20
REVISION NUMBER:	REV 1.0	REV DATE	2017-11-06	

## PRACTITIONERS BENEFITTING FROM CAPACITY BUILDING OPPORTUNITIES (SECTOR INDICATOR)

The department conducted an Enterprise Development training for Creative Industry Entrepreneurs in a form of **Let's Make It!** Five days series of workshops from 16 – 20 March 2020 at Co-Lab creative hub, Johannesburg benefitting 21 creatives<sup>5</sup> aimed at to achieve the following:

- Learning to make products/ services better by learning 4<sup>th</sup> Industrial Revolution (4IR) tools and machinery that may assist in product development.
- Thinking of new ways and learning new skills that can allow creative entrepreneurs to “Make it”.

=====

## MARKET ACCESS INITIATIVES IMPLEMENTED

During the period under review, the department implemented two (2) market access initiatives with a total of 13 exhibitors (4 youth male, 3 adult male and 6 adult female) as follows:

- Moses Molelekwa Arts and Craft Market held on 29 February 2020, at Moses Molelekwa Arts Centre, in Tembisa, Ekurhuleni benefitting 11 exhibitors (03 youth male, 03 adult male and 05 youth female).
- Ga-Rankuwa Arts and Craft held on 29 February 2020, at Ga-Rankuwa Arts Centre which benefitting 02 exhibitors (01 youth male and 01 adult female).

=====

## EMERGING FASHION DESIGNERS BENEFITTING FROM MENTORSHIP PROGRAMMES

The department in collaboration with David Tlale implemented the fashion designer’s mentorship programme through the hosting of the David Tlale Master Class, benefitting a total of 27 emerging fashion designers (11 male and 16 female) on 26 March 2020, at Gauteng Provincial Archives Centre, in Kagiso, West Rand. The mentorship programme focused on the following elements:

- The importance of education in the clothing and textile industry;
- How to build a sustainable brand in South Africa;
- How to build a cohesive collection and telling a narrative that touches and changes the face of the fashion with minimal resources; and
- How to be safe and creative in the next 21 days nation-wide lockdown as a fashion designer.

=====

## VISUAL ARTS HOLIDAY PROGRAMMES IMPLEMENTED IN LIBRARIES (NON-CUMULATIVE)

The department implemented the visual arts holiday programme benefitting a total of 23 participants (21 male and 2 female) through decorative mosaic with a theme: “*Celebrating local heroes and heroines and promoting the national flag*” from 10 February – 04 March 2020, in five (5) community libraries as listed below:

- Atteridgeville Community Library benefitted 05 visual artists (5 male);
- Simunye Community Library benefitted 04 visual artists (04 male);
- Boipatong Community Library benefitted 05 visual artists (04 male and 01 female);

<sup>5</sup> The Gender statistics breakdown are currently not available from service providers due to the lockdown.

DOCUMENT NUMBER	GDSACR FY2019/20 – FOURTH QUARTER REPORT	ISSUE DATE	2017-11-06	Page   21
REVISION NUMBER:	REV 1.0	REV DATE	2017-11-06	

- Ratanda Ext 23 Community Library benefitted 04 visual artists (03 male and 01 female); and
- Magaliesburg Community Library benefitted 05 visual artists (05 male).

=====

**VISUAL ARTS PROGRAMMES IMPLEMENTED IN PUBLIC SPACES**

The department implemented visual arts programme in public spaces through the painting of art murals on the national symbols in four (04) community libraries children sections from 27 February to 04 March 2020, at the following community libraries:

- Evaton North Community Library;
- Kingsway Community Library;
- Naturena Community Library; and
- Rietvlei Community Library.

=====

**VISUAL ARTS EXHIBITIONS IMPLEMENTED**

The department implemented two (2) visual arts exhibitions benefitting a total of 11 people (10 male and 1 female) during this period as follows:

- Titus Matiyane Cities of the World solo exhibition hosted from 20 – 31 March 2020, at the Women’s Living Heritage Monument, in Tshwane. This performance was conducted by one (1) solo visual male artists.
- Visual Arts workshop and exhibition from 16 – 19 March 2020, at Moses Molelekwa Arts Centre with a total of 10 youth visual artists (09 male and 01 female)

=====

DOCUMENT NUMBER	GDSACR FY2019/20 – FOURTH QUARTER REPORT	ISSUE DATE	2017-11-06	Page   22
REVISION NUMBER:	REV 1.0	REV DATE	2017-11-06	

### 2.2.2.3 Museum and Heritage Resource Services

In this reporting period the Heritage sub-programme set **sixteen (16) targets out of which 10 (62%) were achieved and 6 (38%) were not achieved.**

#### HERITAGE MONUMENTS SUPPORTED (NON-CUMULATIVE)

The department provided basic support services such as cleaning, security, fire extinguishing, water and electricity in this reporting period to the following three (3) heritage monuments:

- Women's Living Heritage Monument (WLHM);
- Boipatong Monument; and
- Kagiso Memorial and Recreation Centre (KMRC).

=====

#### GAUTENG HERITAGE SITES PROVISIONALLY DECLARED

The PHRA-G graded and provisionally declared 19 heritage sites as per the Heritage Act for the 2019/20 financial year. The Declarations Committee held a meeting on 27 February 2020 and graded and provisionally declared five (5) heritage sites grade II heritage sites in terms of section 29 of National Heritage Resources Act 25 of 1999 for this quarter as follows:

- Ellen Kate Khuzwayo Grave, Doornkop Cemetery, Soweto;
- Vesta Smith Grave, Albertina Sisulu Street, Newclare;
- Manibeu Sita House, Laudium, Centurion, Pretoria;
- Cecil Margo Grave, Westpark Cemetery, Johannesburg; and
- Godfrey Mokgonane Pitje Grave, Phumlani Cemetery, Benoni.

=====

#### ORAL HISTORY PROJECTS UNDERTAKEN

During this reporting period, the department was part of two (2) oral history projects benefitting 62 participants (29 male and 33 female) as follows:

- The department formed part of the National Information Knowledge Systems (IKS) knowledge sharing Forum held from 01 -0 6 March 2020 at Upington, in the Northern Cape with a total of 55 people (25 male and 30 female) who participated.
- The department hosted a data quality assessment session with a total of 7 information recorders (4 male and 3 female) on 12 March 2020 at Magaliesburg Tswelopele Community Hall to benchmark on the quality of data collected in Sokhulumi to establish provincial standards.

=====

DOCUMENT NUMBER	GDSACR FY2019/20 – FOURTH QUARTER REPORT	ISSUE DATE	2017-11-06	Page   23
REVISION NUMBER:	REV 1.0	REV DATE	2017-11-06	



## **GEOGRAPHICAL NAMING SYSTEM ADVOCACY CAMPAIGNS HELD**

The department attended the South African Geographical Names Council (SAGNC) meeting from 13-14 February 2020 at the Bayworld Museum in Port Elizabeth. Names to be recommended to the minister of the Department of Sports, Arts and culture for approval were discussed.

=====

## **NATIONAL AND HISTORICAL DAYS CELEBRATED (SECTOR INDICATOR)**

The department planned to host the Human Rights Day on 21 March 2020 at the George Thabe Stadium with approximately 10 000 participants. The President announced on 16 March 2020 that due to the outbreak of Covid-19, all public gatherings attracting more than 50 people had been prohibited.

In mitigation the department commemorated Human Rights Day on 21 March 2020 through live streaming of activities on media platforms such as on SABC and NewsRoom Afrika. Though a pre-recorded programme, the Premier delivered a keynote address on 21 March 2020 in commemoration of Human Rights Day, with a focus on promoting good hygiene and social distancing to minimize the spread of the COVID -19.

=====

## **OUTCOME 14 REPORTS ON IMPLEMENTATION OF THE GCR SOCIAL COHESION PROGRAMME COMPILED**

The Q4 2019/20 Outcome 14 report was compiled and submitted for deliberation at the National Department of Sport, Arts and Culture Outcome 14 Technical Implementation Forum meeting to be scheduled.

=====

## **COMMUNITY CONVERSATION/ DIALOGUES CONDUCTED (SECTOR INDICATOR)**

The department conducted ten (10) community conversations during the 2019/20 financial year. Two (2) community conversations were conducted as a build- up to commemoration of Human Rights Day follows:

### **SHARPEVILLE MASSACRE MEMORIAL DIALOGUE**

The 60<sup>th</sup> anniversary of the Sharpeville Massacre Memorial Lecture was held on 12 March 2020 at VUT (Vaal University of Technology (VUT) with a total of approximately 220 participants.<sup>6</sup> In attendance were: members of the community, Khulumani Group, the Disability sector, North-West University (Vaal Campus) & VUT students. The panel members consisted of the following stakeholders:

- Vaal University of Technology (VUT);
- Sedibeng District Municipality;
- Ahmed Kathrada Foundation;
- Sharpeville Foundation;
- Human Rights Commission;
- South African Guild of Actors; and
- Gauteng Provincial Government.

<sup>6</sup> Gender breakdown will be updated after the lockdown

DOCUMENT NUMBER	GDSACR FY2019/20 – FOURTH QUARTER REPORT	ISSUE DATE	2017-11-06	Page   24
REVISION NUMBER:	REV 1.0	REV DATE	2017-11-06	

**DIALOGUE ON PROMOTION OF THE RIGHTS OF THE LGBTIQ COMMUNITY**

Issues such youth empowerment, substance abuse, safety in higher education, student prostitution, and youth with disabilities among the LGBTIQ community were discussed. Discussions reflected on the quality of life of the LGBTIQ community in the context of the Bill of Rights, and Sharpeville as a potential tourist destination, and transformation of the film industry and protection of the labour rights of film actors who are part of the LGBTIQ community.

The dialogue was facilitated by National Department of Women, Youth & Persons with Disabilities in partnership with Sedibeng District Municipality and the Gauteng Department of Sport, Arts, Culture and Recreation with the theme “A drive for Human dignity and basic rights and improving the lives of people” on 17 March 2020 at Sharpeville Exhibition Centre. Discussions noted that even though the government is working on improving the lives of people, Sedibeng is challenged with youth unemployment, substance abuse, safety in higher education, student prostitution and teenage pregnancy. South Africa has a progressive constitution that protects the rights of the LGBTQIA+ but many LGBTQIA+ people are discriminated against while accessing public services such as schools and clinics. There is also a need for broad education and sensitization of the public on homophobia and its detrimental results not only on LGBTQIA+ people but the cohesion, safety and happiness of a community at large. The dialogue attracted a total of 100 participants.

=====

**PROMOTIONAL INTERVENTIONS ON NATIONAL SYMBOLS AND ORDERS CONDUCTED (SECTOR INDICATOR)**

The department conducted a total of 13 promotional interventions workshops on national symbols during the quarter under review as follows:

- Installation of big flag poles and national flags during the back to school campaign from 15-16 January 2020 at Ratanda, Heidelberg as follows:
  - Kgoro ya thuto high school;
  - Bertha Gxowa primary school;
  - Lithabo Siyanqoba primary school; and
  - Thandisizwe Early Childhood development centre.
- A national symbols training workshop was conducted in partnership with City of Ekurhuleni and Department of Education on 24 February 2020 at the Dumisani Masilela Theatre in Germiston.
- Distribution of national flags, posters (national symbols, national anthem and preamble to the constitution) and the national constitution booklets to the Noordgesig Primary School on 28 February 2020.
- Distribution of national flags, posters (national symbols, national anthem and preamble to the constitution) and the national constitution booklets on 06 and 17 March 2020 to the following schools:
  - Manzini Primary School (Katlehong);
  - Katlehong Primary school (Katlehong);
  - Umtholo Primary School (Zonkizizwe);
  - Abram Hlophe Primary School (Moleleki);
  - Zonkizizwe Primary School (Katlehong); and
  - Noordegesig Primary school.
- Public display of the big national flag and distribution of national symbols booklets at the opening of Attridgeville library on 03 March 2020.

=====

DOCUMENT NUMBER	GDSACR FY2019/20 – FOURTH QUARTER REPORT	ISSUE DATE	2017-11-06	Page   25
REVISION NUMBER:	REV 1.0	REV DATE	2017-11-06	

## MULTILINGUALISM AWARENESS CAMPAIGNS CONDUCTED

The department hosted two (2) Multilingualism Awareness Campaigns in the quarter under review and attended one (1) conference as follows:

- The consultative meetings/awareness session on Sesotho and Sepedi terminology was held from 13–14 February 2020 at Vaal University of Technology to review terminology lists.
- International Mother Language Day was held on the 21 February 2020 in partnership with the Department of Arts and Culture and other Provincial departments in Kwa Mbonambi in Kwa Zulu Natal.
- The department attended the African Languages Conference in Cape town from 26-28 February 2020.

=====

## LANGUAGE COORDINATING STRUCTURES SUPPORTED (NON- CUMULATIVE, SECTOR INDICATOR)

The department convened a meeting of the Language Coordinating Structure on 22 January 2020 at Pan South African Language Board (PANSALB) offices in Lynwood, Pretoria.

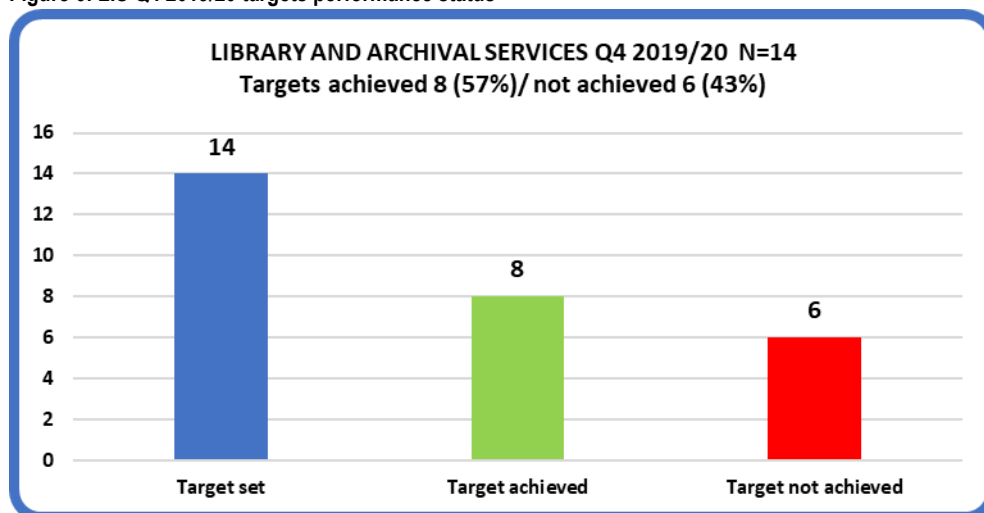
=====

DOCUMENT NUMBER	GDSACR FY2019/20 – FOURTH QUARTER REPORT	ISSUE DATE	2017-11-06	Page   26
REVISION NUMBER:	REV 1.0	REV DATE	2017-11-06	

## 2.2.3 Programme 3: Library, Information and Archival Services

In this reporting period Library, Information and Archival Services set **fourteen (14) targets out of which 8 (57%) were achieved and 6 (43%) were not achieved.**

Figure 6: LIS Q4 2019/20 targets performance status



Below are highlights of the targets achieved during this reporting period.

### MONITORING VISITS CONDUCTED

The department conducted a total of seventy-four (74) monitoring visits during the 2019/20 financial year. During the quarter under review, only fourteen (14) visits were conducted as follows:

Table 14: Library monitoring visits conducted in the fourth quarter 2019.20

Date	Municipality	Library	Nr of visits	Monthly visits
21 January 2020	City of Tshwane	Tshwane Head Office	1	4
22 January 2020	Merafong	Merafong Head office, Carletonville	1	
28 January 2020	Mogale City	Mogale Head office, Krugersdorp	1	
29 January 2020	Rand West	Rand West Head office, Randfontein	1	
04 February 2020	Emfuleni	Emfuleni Head office, Vanderbijlpark	1	8
05 February 2020	Lesedi	Lesedi Head office, Heidelberg	1	
06 February 2020	Midvaal	Midvaal Head office, Meyerton	1	
11 February 2020	City of Ekurhuleni	Ekurhuleni Head Office, Alberton	1	
12 February 2020	City of Joburg	Joburg Head Office, Braamfontein	1	
13 February 2020	City of Joburg	Florida Library	1	
26 February 2020	City of Ekurhuleni	Leondale Library	1	
27 February 2020	Lesedi	Ratanda Library	1	
03 March 2020	City of Tshwane	Bronkhorstspuit library	1	2
05 March 2020	City of Tshwane	Enkangala library	1	
<b>Total</b>				<b>14</b>

=====

### PLANNING FOR 3 NEW LIBRARIES

In compliance with the Infrastructure Delivery Management System (IDMS), three (3) projects were documented in the approved Immovable Asset Management Plan, (IAMP) 2019/20 and the Infrastructure Programme Management Plan, (IPMP) 2019/20 for planning, and submitted to DID on the 31 July 2019. Three (3) community libraries, namely, Mullerstuine, Kocksoord, and Zuurberkom were proposed as per the IPMP.

The Department of Infrastructure Development was designated as the Implementing Agent, (IA), for planning of the proposed three (3) libraries, subject to meeting IA allocation criteria, as stipulated in the IPMP. DID was to list all its capabilities, which should have been demonstrated in the Infrastructure Programme Implementation Plan, (IPIP). To date the IPIP, or Custodian Asset Management Plan, (CAMP) has not been submitted to the Department and therefore no formal spending has been initiated.

The department has prepared a conceptual plan for the three (3) library sites, which will require the appointment of Professional Service Providers (PSP) which should be a professional built environmental specialist to proceed with the planning process.

### ADDITIONAL INFORMATION FROM LIBRARY PROJECTS IN PROGRESS

Construction of Kokosi and Atteridgeville libraries was completed in the period under review.

- Construction of **Kokosi Library** commenced on 14 November 2017. The library is situated in Fochville, Kokosi Extension, Merafong Local Municipality in. The occupancy certificate was issued on 07 August 2019.
- **Construction of Atteridgeville Library** commenced on 09 November 2018. The library is situated in Atteridgeville /Saulsville Ext 7, Tshwane Metropolitan Municipality. The occupancy certificate as issued on 16 October 2019.

Three (3) libraries, namely; Akasia, Boipatong and Impumelelo are still under construction.

- Construction of **Boipatong Library** commenced on 05 March 2019 and is situated in Boipatong, Emfuleni Local Municipality. The project is 99% complete, the connection of permanent electricity and water are still outstanding.
- Construction of **Impumelelo Library** commenced on 02 March 2018 and is situated in Impumelelo, Devon, Lesedi Local Municipality. The project is 34% complete and has been on hold as from April 2019 due to contractual and technical challenges. A meeting was held on 21 December 2019 where it was resolved that the contractor should resume work on site. The contractor duly resumed work during the first week of January 2020.
- Construction of **Akasia Library** commenced on 16 October 2017. The library is situated in Akasia, Tshwane Metropolitan Municipality. Construction is at 72%. Delays are due to late payment of sub-contractors by the main contractor, which resulted in issuing of a termination warning letter by DID to the main contractor on 23 January 2020.

=====

DOCUMENT NUMBER	GDSACR FY2019/20 – FOURTH QUARTER REPORT	ISSUE DATE	2017-11-06	Page   28
REVISION NUMBER:	REV 1.0	REV DATE	2017-11-06	

## HOSPITAL LIBRARIES ESTABLISHED

The department established one (1) hospital library in Soweto Chris Hani Baragwanath hospital in June 2019. The library has books and furniture and an intern is in the process of being appointed to operate the library. The process will be finalised as soon as operations resume in the department after Covid-19 restrictions have been lifted.

=====

## EXISTING FACILITY UPGRADED FOR PUBLIC LIBRARY PURPOSES (SECTOR INDICATOR)

Rust- Ter-Vaal Library is situated in in Rust-Ter-Vaal, Vereeniging, Emfuleni Local Municipality. Construction commenced on 05 March 2018 and to date the project progress is 77% complete. The revised completion date will be confirmed as per the contractor's revised plan which will be approved and submitted by DID (Implementing Agent) to the department.

To improve performance the main contractor agreed to change the local sub-contracting model (initially demanded by the locals) from supply and fit contract to fitting labour based only contracts. The local sub-contractors struggled to buy building materials as per initial agreement with the main contractor which mainly affected the project delivery plan.

=====

## LIBRARY READING PROGRAMMES IMPLEMENTED (NON-CUMULATIVE)

The department implemented three (3) reading programmes in three (3) Corridors (North, East, and West Corridors) benefitting a total of 3 953 participants<sup>7</sup> in the period under review. The purpose of the reading programmes is to improve reading literacy and vocabulary amongst the public and provide the public with life skills such as reading, spelling, logical think as well as research methodology. Recreational programmes make reading fun and enjoyable. Public Speaking/Debates could not take place in the quarter under review because schools were not in a position to release the learners due to the Covid-19 regulations on social distancing and mass gatherings.

- Word ruffle – 454 participants
- Spelling bee - 18 learners
- Recreational programmes – 3 481 participants

**Table 15: Recreational programmes implemented at corridors in the fourth quarter 2019.20**

Name of Corridor	Male	Female	Total
North Corridor	370	313	683
Central Corridor	??	??	??
East Corridor	838	738	1 576
West Corridor	47	80	127
South Corridor	??	??	??
<b>TOTAL</b>	<b>Totals will be confirmed and updated after the lockdown</b>		

=====

<sup>7</sup> Accurate totals and gender breakdown will be provided after the lockdown

## LIBRARY MATERIALS PROCURED (SECTOR INDICATOR)

The department procured a total of 80 eBooks during the 4<sup>th</sup> quarter. <sup>8</sup>

=====

## COMMUNITY OUTREACH PROGRAMMES IN LIBRARIES CONDUCTED

The National Library Week was launched on 12 March 2020 in Mogale City Municipality, Kagiso, Ext 6 at the Chief Mogale Hall. This event attracted a total of 280 participants (146 male and 134 female), of which 149 were youth. The purpose was to promote functions and services offered by the community and Gauteng Provincial Libraries.

=====

## BORN TO READ PROGRAMMES IMPLEMENTED

The department implemented the following five (5) Born to Read Programmes benefitting a total of 203 participants (55 male and 148 female) as follows:

**Table 16: Born to Read Programme implemented in the fourth quarter 2019.20**

Programme	Venue	Municipality	Date	Male /boys	Female/girls	Total
ECD introduction to Born to Read	Tshepo Ya Bana Clinic in Muldersdrift	Rand West	29/01/2020	4	17	21
	Randgate Clinic in Randfontein	Rand West	30/01/2020	4	9	13
	Pelzvale NGO, Mphe Seriti Randfontein Plot 1 3 (rural)	Rand West	31/01/2020	6	22	28
Born to Read programme	Westonaria ECD	Rand West	10/03/2020	0	13	13
	Mamelodi West Community hall, ward 6	Tshwane	28/02/2020	41	87	128
<b>TOTAL</b>				<b>55</b>	<b>148</b>	<b>203</b>

=====

## LIBRARIES UPGRADED WITH ICT INFRASTRUCTURE

The department upgraded a total of 21 libraries sites as per the ICT infrastructure development plan.

All Rand West Municipality libraries were successfully integrated from the West Rand District Municipality (WRDM) network. All existing systems were fully integrated, and new systems were installed to replace the previous municipal hosted systems such as backup, antivirus, email, monitoring tools, and domain infrastructure). The team in collaboration with the GBN (Gauteng Broadband Network) task team, installed network infrastructure and procured computers at the below-listed libraries. The GBN project uses earmarked Small, Medium and Micro-sized Enterprises (SMMEs) for most of their network projects while the contracted agent (Alron Nexus) is part of the project oversight.

The development projects listed below seek to improve the overall experience of the library users and staff using technology enhancements and attracting more people to visit and libraries. The internet for both user and staff devices is much faster and comparable to world-class standards with speed reaching over 20mbps (Upload and download) on fiber and microwave sites

**Table 17: 21 Libraries upgraded with ICT Infrastructure 2019.20**

### 2019/20 ICT INFRASTRUCTURE DEVELOPMENT

<sup>8</sup> Kindly refer to Annexure A

DOCUMENT NUMBER	GDSACR FY2019/20 – FOURTH QUARTER REPORT	ISSUE DATE	2017-11-06	Page   30
REVISION NUMBER:	REV 1.0	REV DATE	2017-11-06	

NR	SITE NAME	LOCATION / ADDRESS	DELIVERABLE
1	Kromdraai Library	Portion 26 Kromdraai 520 IQ	<b>Local Area Network</b>
2	New Kokosi Library	Ben Shiburi Street Kokosi	
3	Toekomsrus Library	Orantje Rivier Street, Toekomsrus	
4	East Driefontein Library	Weaver Street East Driefontein	
5	Desmond Tutu Library	1476 Mokgathle Street Munsieville	
6	New Randfontein Library	Number 6, pollock Street, Randfontein	Local Area Network
7			Wide Area Network
8	Boipatong Library	Boipatong, Nkomo Street	Local Area Network
9	Rand Vaal Library	514 Houtkapper Street, Randvaal	Local Area Network
10	Devon Library	399 Schuurman Street, Devon, 2260	Wide Area Network
11	Rust De Vaal	Kiepersol St	<b>Computers</b>
Same as 2	New Kokosi Library	Ben Shiburi Street Kokosi	
12	Glenharvie Library	97 Bainskloof Street Glenharvie 1779	<b>Gbn Pabx System and Phones</b>
13	Hillshaven Library	2 Japis Street Hillshaven 1779	
14	Jabulani Library	Plot 249 Lazar ND Road Droehewel Randfontein	
15	Kocksoord Library	58 market Street Kocksord 1760	
16	Mohlakeng Library	904 Ralerata Street, Mohlakeng, Randfontein	
17	Old Randfontein Library	Sutherland Street Randfontein	
18	Randgate Library	54 van Deventer Street, Randfontein	
19	Simunye Library	3409 Kgotlelela Drive	
Same as 3	Toekomsrus Library	Orantje Rivier Street, Toekomsrus	
20	Venterspost Library	44 Pullinger Street Venterspost 1779	
21	Westonaria Library	2 Neptune Street Westonaria 1779	

=====

## REGISTRY INSPECTIONS CONDUCTED

During the 2019/20 financial year, a total of 27 registry inspections were conducted. In the quarter under review, six (6) inspections were conducted at the following departments/ municipalities:

- Gauteng Department of Agriculture and Rural Development 17-18 February 2020 as follows:
  - Main Registry
  - HR Division
  - Environment Division
  - Germiston Records Centre
  
- Mogale City Local Municipality inspections were conducted on 11 March 2020
  - Registry
  - Record Centre

=====

## ARCHIVAL CONTRIBUTIONS TO NATIONAL AUTOMATED ARCHIVAL INFORMATION RETRIEVAL SYSTEM (NAAIRS)

DOCUMENT NUMBER	GDSACR FY2019/20 – FOURTH QUARTER REPORT	ISSUE DATE	2017-11-06	Page   31
REVISION NUMBER:	REV 1.0	REV DATE	2017-11-06	



In this reporting period, a total of 100 archival records groups were accessioned in March 2020. The Access to Memory (ATOM) System where raw data input that takes place before the information can be published on the NAAIRS website. The NAAIRS Website will go live on 01 April 2020. Currently, the process is done manually making it ready for when the electronic system becomes live. The accessions were made from the following institutions:

- Gauteng Department of Education.
- Department of Cooperative Governance and Traditional Affairs (COGTA).
- SACR.

=====

**LINEAR METERS REPATRIATED/TRANSFERRED TO THE ARCHIVES REPOSITORY**

In the quarter under review, the department transferred a total of 1 000 linear meters of records from the following institutions:

- Gauteng Department of Education 13-14 February 2020.
- Gauteng Premiers Office Land Use Division 19–21 February 2020.

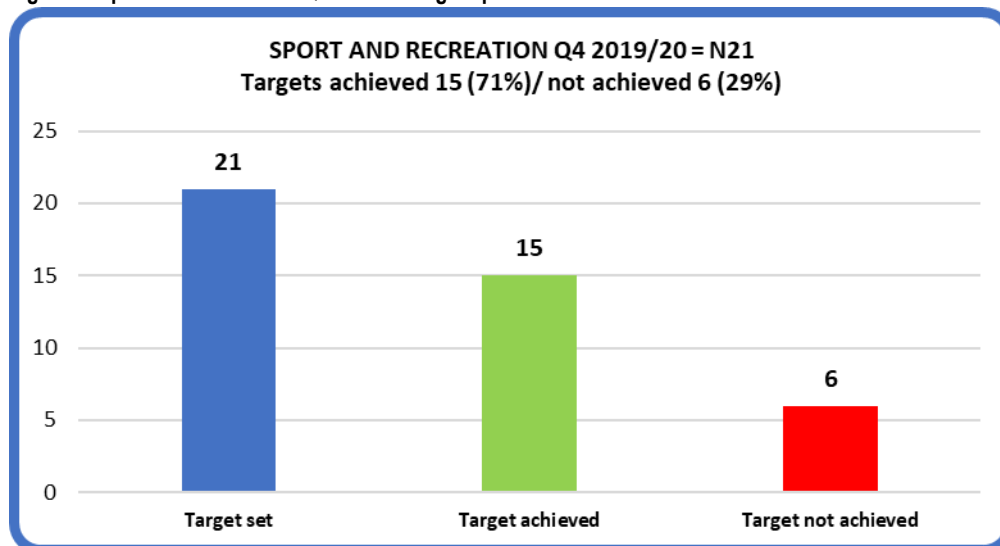
=====

DOCUMENT NUMBER	GDSACR FY2019/20 – FOURTH QUARTER REPORT	ISSUE DATE	2017-11-06	Page   32
REVISION NUMBER:	REV 1.0	REV DATE	2017-11-06	

## 2.2.4 Programme 4: Sport and Recreation

The Sport and Recreation Programme set a total of **21 targets out of which 15 (71%) was achieved and 6 (29%) were not achieved.**

Figure 7: Sport and Recreation Q4 2019/20 targets performance status



Below are highlights of the performance achievements as per the approved 2019/20 Adjusted APP targets set for the quarter under-review:

### 2.2.4.1 Sport Development and Coordination

In this reporting period, Sport Development and Coordination set **six (6) targets out of which 4 (67%) were achieved and 2 (33%) were not achieved.**

#### ATHLETES SUPPORTED BY THE SPORT ACADEMIES

The department provided sport science testing and medical support to a total of 1 824 athletes during the 2019/20 financial year. In the quarter under review, a total of 134 participants (25 male and 109 female) were supported as indicated below. Support included intervention strategies to increase player performance.

- The Central Gauteng Athletics training camp was held on 08 January 2020 at Camp Discovery in Hammanskraal. The objective of the camp was athletics sport science testing and training conducted with benefiting 29 participants (16 male and 13 female). Athletes were provided with sport science testing to prepare them for the athletics South Africa National Championships 2020 that were scheduled to be held in the Western Cape in March 2020.
- The Gauteng Netball Junior Elite sport science testing took place on 11 January 2020 at the High-Performance Centre in Pretoria benefiting 17 female participants. Testing was conducted to obtain baseline data for the athletes and to assist them to improve in fitness and conditioning.
- Women's rugby sport science testing took place on 15 January 2020 at the High-Performance Centre in Pretoria and the Johannesburg Stadium benefiting 6 female participants. Female rugby players who had been preliminary selected to represent the South African Rugby Union women's rugby squad benefited.

DOCUMENT NUMBER	GDSACR FY2019/20 – FOURTH QUARTER REPORT	ISSUE DATE	2017-11-06	Page   33
REVISION NUMBER:	REV 1.0	REV DATE	2017-11-06	

- The West Rand District Netball squad training took place on 01 February 2020 at the Kagiso Memorial Centre in the West Rand benefiting 9 female participants. Netball athletes benefited from training sessions to improve their fitness and conditioning to prepare them for the upcoming season and championships.
- The Gauteng Netball Elite squad sport science testing took place on 22 February 2020 at The Sport, Exercise, Medicine and Lifestyle Institute (SEMLI) at the University of Pretoria benefiting 56 female participants. Testing was conducted to obtain baseline data for the athletes to assist them to improve in fitness and conditioning.
- The West Rand District Academy Rugby Squad Sport Science testing took place on 26 February 2020 at the Kagiso Sports Complex in the West Rand with 9 male participants. The achievement of the project was that Rugby athletes were provided with training sessions to improve their fitness and prepare for matches.
- The Swimming camp for girls was held on 07 March 2020 at the High-Performance Centre in Pretoria benefiting 8 female participants. The camp assisted the girls to enhance their fitness and stroke techniques in the pool-styles of swimming and completion times.

=====

## LOCAL LEAGUES SUPPORTED

As at the end of 2019/20 financial year 45 leagues were supported. During the period under review, four (4) leagues were supported with a total of 471 athletes (383 male and 88 female) participating in the leagues as follows:

- The Central Gauteng Lions Cricket league took place at the Lenz tech grounds, Ferndale Grounds and the Maurice Freeman Park on 29 February 2020 benefiting 96 male participants.
- The Northerns Cricket hosted two (2) Leagues benefiting a total of 285 people (274 male and 11 female) as follows:
  - Hoerskool Mamelodi Oval, Irene Primary, Hoerskool Uitsig, Laudium Oval B, Prestige College, Hammanskraal, Gwagwa CBS, Soshanguve on 01, 02, 15, and 22 February 2020 benefiting a total of 241 participants (230 male and 11 female).
  - The Northerns Cricket Union took place at the Tyger Valley College; Laudium Oval; Soshanguve Cricket Club Oval and Mamelodi Oval on 07 and 14 March 2020 benefiting a total of 44 male participants.
- Sedibeng Netball held netball league matches at the Boipatong Stadium & Sol Tsotetsi Sport Complex on 14 March 2020 with a total of 83 participants (6 male and 77 female).
- Blind Cricket participated in an International Blind Cricket Series against New Zealand in the Western Cape from the 01 – 14 February 2020. A total of 7 male participants were selected from Central Gauteng Blind Cricket Lions for inclusion in the South African Team as part of the National Blind Cricket South Africa (BCSA), against New Zealand Blind Cricket Association (NZBCA) in the international series held from 04 to 12 February 2020 in Cape Town. The department supported the Blind Cricket league in the province through a transfer.

=====

DOCUMENT NUMBER	GDSACR FY2019/20 – FOURTH QUARTER REPORT	ISSUE DATE	2017-11-06	Page   34
REVISION NUMBER:	REV 1.0	REV DATE	2017-11-06	

## SPORT AND RECREATION PROJECTS IMPLEMENTED BY PROVINCIAL SPORTS CONFEDERATIONS (SECTOR INDICATOR)

The Gauteng Sport Confederation established the West Rand and Rand West Sports Councils during the 4<sup>th</sup> quarter 2019.20. This process began in July 2019 and was included in March 2020.

=====

### PEOPLE PARTICIPATING IN THE WATER SAFETY PROGRAMME

A total of 1 974 people participated in the Water safety programme during the 2019/20 financial year. In the quarter under review, a total of 887 (457 male and 430 female) participants took part in the Learn to swim programme as follows:

- Reigerpark swimming pool in Reiger Park from 02 - 23 January 2020 with a total of 10 participants (7 male and 3 female).
- Coronationville swimming pool in Coronationville on 08, 15, 22, 29 February 2020 benefiting a total of 40 participants (28 male and 12 female).
- Benoni Central Swimming Pool in Benoni during February 2020 with a total of 23 participants (9 male and 14 female).
- Boksburg Swimming Pool in Boksburg on 22 February 2020 with a total of 513 participants (265 male and 248 female).
- Deep Blue Swimming Centre in Vereeniging and Virgin Active for the following three (3) schools and daycare centres: The Seeker's Tower (TST) School, Dixon Play gates daycare and Pre School, and Lesedinyana Day Acre centre from 01 - 29 February 2020 with a total of 204 participants (93 male and 111 female).
- The Provincial Development Learn to swim gala took place at the Kagiso Swimming Pool on 07 March 2020 with a total of 97 participants (55 male and 42 female).

=====

### CLUBS PARTICIPATING IN THE RURAL SPORT DEVELOPMENT PROGRAMME

A total of 23 new clubs that participated in the Rural programme during Q4 (*some clubs participated more than once in previous quarters as indicated below*). **Please note that clubs marked in italics are new clubs that participated only in Q4.**

- The Sokhulumi Traditional Rural Sports Festival was held on 22 February 2020 at the Bronkhorstspuit Sports Center with a total of 225 participants (185 male and 45 female).

The following **12 clubs participated in Q4 with six (6) being new clubs:**

- **Netball four (4) Clubs** (Sokhulumi Empire Netball Club, *Junior Peacemakers Netball club*, Conquerors Netball club and *Jaguars Netball club*)
- **Football u/13 Girls four (4) clubs** (*Rethabiseng Classic Football Club*, *Blackpool United ladies Football Club*, Morafe United Football club and *Ketson Football Club*)
- **Football u/13 boys four (4) clubs** (*Cosmos*, *Hope Stars*, Bronkhorstspuit All Stars and Sokhulumi)
- The Farming Rural Festival was held on 22 February 2020 at the Cullinan Sports Centre in Cullinan with **12 clubs of which 10 new clubs participated** in Q4 consisting of 158 participants (65 male and 93 female) as follows:
  - **Netball five (5) clubs** (*Golden Eagles*, *Ekgangala*, *Bronkhorstspuit at Region 5 Netball A team* and *Region 5 Netball B team*).

DOCUMENT NUMBER	GDSACR FY2019/20 – FOURTH QUARTER REPORT	ISSUE DATE	2017-11-06	Page   35
REVISION NUMBER:	REV 1.0	REV DATE	2017-11-06	

- **Football five (5) clubs** (*Refilwe United, Onverwacht, Cullinan Royal Classic, Rethabiseng Classic and Cullinan Royal Girls*).
- **Rugby three (3) clubs** (*Ekgangala Pitbulls Rugby Club and Merafong Rugby club*)
- The Amandebele Ba Lebelo Traditional Council held their rural games on 22 February 2020 at the Hammanskraal Temba sport grounds in Hammanskraal **with 16** clubs, however, seven (7) new clubs participated in Q4 with a total of 409 participants (234 male and 175 female) as follows:
  - Netball with seven (7) clubs (*Marokolong, Heroes, Raising Stars, All Stars United, Trinity, Lioness Queens, Leboneng*).
  - Football Males with seven (7) clubs (*Botlhe, All Stars United, Young Tigers, Hamilton, Marokolong, Heroes, Lioness Kings*).
  - Football females four (4) clubs (*Lioness queens, Marokolong, Botlhe, Young Tigers*).
  - Rugby Males with the *Hammanskraal club*.
  - Rugby Females with the Hammanskraal club.
  - Athletics with two (2) clubs (*Zolile team, Hammanskraal team*).

=====

**PROVINCIAL SPORT AND RECREATION PLAN APPROVED**

The Provincial Sport and Recreation Policy was presented to the Technical Committee on 04 March 2020, in preparation for tabling at the Social Cluster Sub-Committee. At this stage, there is no date set for the next EXCO meeting.

=====

DOCUMENT NUMBER	GDSACR FY2019/20 – FOURTH QUARTER REPORT	ISSUE DATE	2017-11-06	Page   36
REVISION NUMBER:	REV 1.0	REV DATE	2017-11-06	

## 2.2.4.2 Competitive Sport

The sub-programme Competitive Sport set on target and **exceeded it (1), 200% during the reporting period.**

### SPORT EVENTS SUPPORTED (SIGNATURE, MAJOR, COMMUNITY AND LOCAL)

The department during the quarter under review supported two (2) events:

- Sunshine Tour Partnership originally a quarter 3 target
- The Gauteng Elite Women's football partnership with South African Football Association (SAFA)

The Gymnastics programme with the South African Gymnastics Federation (SAGF) was postponed due to the Covid-19 epidemic

#### 1. SUNSHINE TOUR PARTNERSHIP

The partnership between Sunshine Tour and the Gauteng Department of Sport, Arts, Culture and Recreation offered the Gauteng Province an opportunity to participate in the Sunshine Tour golf events hosted in Gauteng, SA Open from 09 – 12 January 2020 at Randpark Golf Club, in Central Johannesburg. The Sunshine Tour is projected to strategically address to promote Gauteng as the preferred destination for hosting prestigious sporting events.

During the quarter under review the Sunshine Tour events included the following:

- Co-sanctioned event | SA Open Golf event from 9 – 12 January 2020 at Randpark Golf Club, in Central Johannesburg
- Sunshine Tour Sanctioned event | Eye of Africa Professional Golf Association (PGA) Championship 19 January 2020 at Eye of Africa Golf Estate
- Sunshine Tour Sanctioned event | Tour Championship (Kids Golf Clinics) 19 Feb 2020 Serengeti Golf Club
- Sunshine Ladies Tour 03 March 2020 at Glendower

**Table 18: Sunshine tour branding and advertising platforms 9 – 12 January 2020**

SUNSHINE TOUR EVENTS HELD FROM 9 – 12 JANUARY 2020			
Departmental allocated branding and advertising platforms			
On Course Branding	Boards Notes	Off-Course Branding	Logo representation
6 x Tee boards (2.5m x 1.2m).	1 x Exclusive hole	8 x Feathers Banners placed at the Public parking area	Tournament Advert on Big Screen
9 x Fairway boards (3m x 1m).		2 Pull-Ups	1 x Advert on 18 <sup>th</sup> Green Big Screen (Specs)
		1 x Logo representation	16:9 Wide Screen
			1280 x 720 is good enough
			Standard PAL
			Uncompressed MPEG 2 format
			All artwork should be rendered in standard high-resolution PAL
			30 seconds Ad with no sound
			Advert in the Daily Tournament Newsletter
			1 x Advert in tournament A4 Newsletter (e.g. 40mm High 50mm wide logo 3mm bleed)

## 1. SA OPEN GOLF EVENT 2020

The Gauteng Department of Sport, Arts, Culture & Recreation, Sunshine Tour and City of Johannesburg hosted the SA Open from 09 – 12 January 2020 at Randpark Golf Club, in Central Johannesburg. The event started with a sponsor's welcoming dinner on 06 January 2020 at Hilton Hotel in Sandton. The Department was given an opportunity to invite 12 stakeholders, which included six (6) stakeholders (specific individuals) who were invited to represent the department at the Pro-Am which took place during the day at Soweto Country Club.

The Pro-Am also took place on 06 January 2020 at the Soweto Country Club and the department invited 6 stakeholders who play golf to participate in the Pro-Am. The Pro-Am is when the amateur golfers get an opportunity to play with professional golfers. This was followed by a Pro-Am dinner and prize giving which took place later that night (18:30) at Hilton Hotel in Sandton.

The Department invited 28 stakeholders and were provided with 100 general tickets to give to other stakeholders and community members of Gauteng. The event had in attendance 1 609 VIP guests over four days. The general tickets were given to stakeholders from all five (5) Gauteng Corridors. The event attracted approximately 7 559 spectators over the four days.

The SA Open Golf event worked with 11 Small Medium, Micro Enterprises (SMME's), 264 jobs were created, and 350 volunteers got an opportunity to be part of the event and gained experience in relevant fields. There were 204 male participants, 204 caddies and 3 286 staff members employed by the Sunshine Tour.

### 1.1 Eye of Africa PGA Championship

The Sunshine Tour hosted the Eye of Africa PGA Championship which took place from 16-19 January 2020 at Eye of Africa Golf Estate, Eikenhof, Johannesburg (South Corridor). The Eye of Africa PGA Championship Tour is a men's professional golf tour based in South Africa. The Department was given an opportunity to invite five (5) stakeholders and 80 general tickets which were given to stakeholders within and outside the department. Darren Fichardt won the Eye of Africa PGA Championship.

The PGA Championship started with the Pro-Am took place on 14 January 2020 at Eye of Africa Golf Estate. The Department was given an opportunity to invite three (3) stakeholders to participate in this tournament. Three (3) female stakeholders were invited by the department to participate in a four-ball.

The event empowered two (2) SMME's and created six (6) jobs throughout the tournament. The 30 volunteers had an opportunity to be part of the event. There were approximately 251 spectators and 140 VIP's over the four days. The tournament had 156 male participants and 46 staff members in attendance.

The Department in partnership with Sunshine Tour hosted the Eye of Africa PGA Tour Development Clinics took place on 15 January 2020 at Eye of Africa Golf Estate. The purpose of these golf clinics was to give young golfers and those interested in playing golf the opportunity to meet professional golfers and get coaching advice. This opportunity allows professional golfers to give back to the community.

Thirteen (13) young girls participated in the development clinics. Sunshine Tour provided coaches, transport and meals on the day for the kids. Two (2) Sunshine Tour/ PGA Professionals conducted these development clinics. The kids were divided into groups and were given an opportunity to be trained by the professionals. Most of the participants were not golfers but showed

DOCUMENT NUMBER	GDSACR FY2019/20 – FOURTH QUARTER REPORT	ISSUE DATE	2017-11-06	Page   38
REVISION NUMBER:	REV 1.0	REV DATE	2017-11-06	

interest and some even had natural swings which showed that if their talents could be nurtured, they would do well in the sport. The initiative is a good foundation for kids to master the game of golf.

### 1.2 Tour Championship (Golf Clinic)

The department in partnership with Sunshine Tour hosted the Kids Golf Clinics during the Tour Championship on 19 February 2020 at Serengeti, Kempton Park in the East Corridor. The purpose of these golf clinics was to give young golfers and those interested in playing the opportunity to meet professional golfers and get coaching advices. This opportunity allows professional golfers to give back to the community.

The department targeted 30 kids for the clinics, however, 12 participants (10 boys and 2 girls) from Katlehong and Tembisa were able to attend. Four (4) professionals conducted these development clinics, in the two (2) session where the kids were given an opportunity to be trained. The kids were all amateur golfers and enjoyed each session which assisted them in improving their different golf skills. Sunshine Tour provided transport, caps and food packs for the kids and the GDSACR provided branded goodie bags for all participants. The tournament created 6 jobs and had 32 Volunteers. A total of 74 professionals, 74 Amateur participants, 36 VIP's and 210 spectators participated over the four days.

### 1.3 Sunshine Tour Jabra Ladies Tour Pro-Am

The department was given an opportunity by the Sunshine Tour to invite three (3) ladies to participate at the Sunshine Tour Jabra Ladies Tour Pro AM which took place on 03 March 2020, Glendower. The Pro-Am is when amateur golfers get an opportunity to play with professional golfers. This was followed by a Pro-Am Prize giving which took place around 13:00 on the same day at Glendower Club House.

## 2. GAUTENG ELITE WOMEN'S FOOTBALL

The Department collaborated with the SAFA to strengthen Elite Women's Football in Gauteng to lessen the barriers for female soccer players through Vision 2022. The strategic long-term plan from SAFA seeks to attain the following objectives:

- To enhance and strengthen elite women's football in Gauteng.
- Teams with qualified players that will compete against the senior women national team and Banyana-Banyana at international level.
- Elevate the league to function at a professional level and attract sponsorship.

The following events took place during the period under review:

- SAFA Women National League Match was held between Mamelodi Sundowns FC vs UJ Ladies Football Club (FC) on 01 March 2020 at Sinaba Stadium in Daveyton. The match was broadcast on SABC 1 Channel – kick-off at 3 pm.
  - This match was the second last game earmarked to take place in Gauteng as part of the collaboration with SAFA. The mobilization and activation were conducted in partnership with City of Ekurhuleni Municipality, SAFA Ekurhuleni and the Department.
  - The activation took place on 28 February 2020 at the Daveyton Mall to encourage surrounding communities to support the event.
  - As part of mobilization with SAFA Ekurhuleni, a total of 23 Women's Football Teams were invited. Transport and catering were provided by the department for the teams invited.
  - The invited teams fall under the SAFA Ekurhuleni Women's Football League as follows: Tigers FC, Vaal University of Technology (VUT) Ekurhuleni ladies, Masututsa Tseki Diski, Phomolong Ladies, Kempton Park Stars Regional team, Kempton Park ladies Sasol, Kathorus United, Home Sweepers Regional, Springs Home Sweepers Sasol, JST Valentine, Glory Women Sports Academy, Rietlei Ladies, United Birds, Etwatwa Ladies, Duduza United Ladies, Young Achievers, Kathorus 11, Parmalat FC, Mnise United, and Girls emotion.

DOCUMENT NUMBER	GDSACR FY2019/20 – FOURTH QUARTER REPORT	ISSUE DATE	2017-11-06	Page   39
REVISION NUMBER:	REV 1.0	REV DATE	2017-11-06	



Two (2) of the local women's clubs (Kathorus United FC, from Katlehong vs Pholong Ladies FC from Tembisa) were invited to play as part of the curtain raisers prior to the main game. The last event was scheduled to take place on 29 March 2020 in Tshwane between Tshwane University of Technology (TUT) FC vs Mamelodi Sundowns FC. The event was cancelled due to the President's announcement on regulations to limit the spread of the Covid-19 epidemic. SAFA and the two (2) teams TUT FC vs Mamelodi Sundowns FC were engaged and agreed to play once all sporting activities have approval to continue after the lockdown.

### 3. SOUTH AFRICAN GYMNASTICS

The South African Gymnastics Federation offered the Gauteng Province an opportunity to be part of the 15<sup>th</sup> African Gymnastics Championships to be hosted in Gauteng at the Matsport Centre Pretoria. The 2020 African Gymnastics Championship and lead up events were to take place between January, February and March 2020 – 06 April 2020. The African Championships are held under the auspices of Union of African Gymnastics (UAG) and was expected to attract 3 000 participants, including 300 gymnasts and officials from 15 countries across the African Continent and Internationally. The African Gymnastics Championships was an official 2020 Olympic qualifier. Due to the Covid-19 pandemic, the South African Gymnastics Federation postponed the event until further notice and committed to host the African Championships in artistic gymnastics that meets International Federation of Gymnastics criteria, as well as Olympic qualifying criteria as soon as an alternative is discussed with all stakeholders involved.

The Department had planned to implement nine (9) new projects during the fourth quarter derived from the Major Events Adjudications that was conducted on 03 –06 December 2019. These events were postponed after the announcement made by the President on Sunday 15 March 2020. A letter requesting the organisers to postpone to limit the spread of the Covid-19 virus was sent by the department on 18 March 2020. Written status report on progress was expected from all the organisers.

**Table 19: Nine (9) new departmental projects**

ORGANISATION	PROJECT	Status
Morebo Events & Projects West Rand Marathon	<b>West Rand Marathon 2020</b> West Corridor Significant 5km, 10km Marathon to incubate for the region.	The event was scheduled to take place on <b>22 March 2020</b> and had a target of over 100 participants. Therefore, the department recommended a postponement of the events with more than 50 participants as part of the regulations put in place to combat the COVID-19 Epidemic.
Tick-a-Target Gauteng Youth Cup	<b>Gauteng Youth Cup 2020</b> New Elite Youth Football and Netball for both boys and girls in all corridors.	The event was scheduled to take place on <b>22 March 2020</b> and had a target of over 100 participants. A meeting was held on 17 March 2020 with the organisation to discuss the postponement and a way forward as part of the regulations put in place to combat the COVID-19 Epidemic.
Sportsense Gauteng All Stars Games	<b>Gauteng All Star Games 2020</b> Innovative Football tournament for women at elite level of play. Combines u/17 to u/23 players playing with Banyana Banyana Current Players and legends in all Corridors	The event was scheduled to take place on <b>22 March 2020</b> and had a target of over 100 participants. A telephonic discussion was held on 16 March 2020 with the organisation to discuss the postponement and a way forward as part of the regulations put in place to combat the COVID-19 Epidemic.
TLB Boxing Human Rights Day Boxing	Boxing Tournament in Gauteng	The event was scheduled to take place on <b>28 March 2020</b> at Riviera in the Vaal and had a target of over 100 participants. The organisation sent a letter on 16 March 2020 to the department to request a postponement of the event as part of the regulations put in place to combat the COVID-19 Epidemic. A follow-up meeting will be held as soon as the regulations are lifted in response to the letter to discuss the postponement and a way forward
Super Kids Volleyball Academy	West Corridor Mohlakeng Volleyball	The event was scheduled to take place from <b>19 March 2020</b> and has a target of over 100 participants, therefore, recommended a postponement of the events with more than 50 participants as part of the regulations put in place to combat the COVID-19 Epidemic.
Kiddosross Rams Netball Club	Summer Splash Netball Tournament	29 February 2020 at Jabulani Sport Complex
Porto FC	West Corridor Football Tournament in Kagiso	The event was scheduled to take place from <b>21 -28 March 2020</b> and has a target of over 100 participants therefore recommends

		a postponement of the events with more than 50 participants as part of the regulations put in place to combat the COVID-19 Epidemic.
Futsal 360	South and Central Corridors five a side Football Tournament	The event was scheduled to take place from <b>18 March 2020</b> and had a target of over 100 participants therefore recommended a postponement of the events with more than 50 participants as part of the regulations put in place to combat the COVID-19 Epidemic.
Dream Team 1941 Sport Academy	East corridor 6-a-side Friday Football Tournament	The event was scheduled to take place from <b>28 March 2020</b> and has a target of over 100 participants therefore recommended a postponement of the events with more than 50 participants as part of the regulations put in place to combat the COVID-19 Epidemic.

### 2.2.4.3 Recreation

In this reporting period, Recreation set **six (6) targets out of which 4 (67%) were achieved and 2 (33%) were not achieved.**

#### PEOPLE ACTIVELY PARTICIPATING IN ORGANISED ACTIVE RECREATION EVENTS

The Department implemented active recreation events with 35 316 people (17 584 male and 17 732 female). Of these 31 773 were youth and 3 543 elderly and 166 People with Disabilities participated in all five (5) corridors during the quarter as follows per month:

- **January 2020 performance:** 8 134 people (4 801 male and 3 333 female). Of these 7 714 were youth and 420 were elderly which includes 3 People with Disabilities.
- **February 2020 performance:** 24 758 people (11 722 male and 13 036 female). Of these 21 919 were youth and 2 839 were elderly which includes 139 People with Disabilities.
- **March 2020 performance:** 2 424 people (1 061 male and 1 363 female). Of these 2 140 were youth and 284 were elderly which include 24 People with Disabilities.

=====

#### PEOPLE TRAINED IN HUBS TO DELIVER SIYADLALA

The Department trained a total of 50 people in the hubs to deliver community Sport - Siyadlala (Recreation) programmes.

- Sport Administration training was held from 14-16 February 2020 at Stay City Johannesburg with a total of 25 participants (15 male and 10 female). These included 22 youth and 3 People with Disabilities.
- Project Management training was held from 08 – 10 March 2020 at the Johannesburg Stadium with a total of 25 participants.<sup>9</sup>

=====

#### ACTIVE RECREATION EVENTS ORGANISED AND IMPLEMENTED

The department implemented 51 events consisting of 8 (eight) active recreation events hosted by the five (5) Corridors to promote an active citizenry, leading to a healthier lifestyle and good physical well-being during the 2019/20 financial year. During the quarter under review, the department implemented eight (8) events benefitting a total of **3 519 people (1 524 male and 1 995 female) which included 1 829 youth and 531 elderly** as follows:

- Two (2) aerobics;
- Five (5) hub tournaments; and
- One (1) Fun run/walks.

##### Two (2) Aerobics Events

East Corridor hosted aerobics events on 18 January 2020 at Daveyton with a total of 261 youth participants (85 male and 176 female). Of these 197 were youth and 64 elderly which included 1 Person with Disability. The corridor further hosted an aerobics event on 08 February 2020 at Kwa-Thema Hall with a total of 1 227 youth participants (311 male and 916 female) of these were 724 youth and 503 elderly.

**Five (5) hub tournaments were hosted with a total of 2 190 people (1 175 male and 1 015 female). Of these 95 were youth and 1 elderly**

<sup>9</sup> Gender breakdown will be available after the lock down.

DOCUMENT NUMBER	GDSACR FY2019/20 – FOURTH QUARTER REPORT	ISSUE DATE	2017-11-06	Page   42
REVISION NUMBER:	REV 1.0	REV DATE	2017-11-06	

- Central Corridor hosted hub tournaments on 15 February 2020 at Meadowlands Mzimhlophe Park with a total of 510 youth participants (213 male and 297 female).
- North Corridor hosted hub tournaments 29 February 2020 at Cullinan Library with a total of 96 participants (4 male and 92 female) of these were 95 youth and 1 elderly.
- North Corridor hosted hub tournaments on 29 February 2020 at Garankuwa view sports grounds with a total of 200 youth participants (148 male and 52 female).
- North Corridor hosted hub tournaments on 29 February 2020 at Winterveldt multipurpose centre with a total of 449 youth participants (344 male and 105 female).
- East Corridor hosted hub tournament (Kiddies Games) 14 March 2020 at Boksburg Stadium with a total of 935 Kids (466 male and 469 female) 0 PwD.

**One (1) Fun run/walk**

- East Corridor hosted a fun run/walks on 15 February 2020 at Suikerbosrand Nature Reserve with a total of 102 participants (38 male and 64 female) of these were 75 youth and 27 elderly.

=====

**INDIGENOUS GAMES (IG) CLUBS PARTICIPATING IN INDIGENOUS GAMES TOURNAMENTS (NON-CUMULATIVE)**

The 40 Indigenous Games Clubs (structures) assisted the five (5) corridors to implement programmes monthly. The structures assist in ensuring that the Teams/ Community members are mentally and physically ready to participate in the provincial and national games. They also create and manage a risk management plan that minimises injuries during activities.

Ensuring Indigenous sporting activities, competitive and social needs of team members are met through recruiting, empowering, recognising, and maintaining members to volunteers and participating at Indigenous Games. Regularly monthly meetings are held with the team members to prepare for provincial and national games.

=====

**WELLNESS PROGRAMMES IMPLEMENTED**

**The province and five (5) Corridors hosted the launch and rollout of the wellness programme** during February 2020 with a total of 2 961 (1 298 male and 1 663 female) participants of which 2 610 were youth, 351 elderly and 47 People with Disability as follow:

- North Corridor hosted wellness programme on 15 February 2020 at Laudium with a total 267 of which participants (79 male and 188 female) of these were 223 youth and 44 elderly.
- Central Corridor hosted Wellness programme on 15 February 2020 at Cosmo City Multi-Purpose Centre (MPC) with a total of 333 participants (135 male and 198 female) of these were 179 youth and 154 elderly
- East Corridor hosted wellness programme on 22 February 2020 at Phomolong grounds with a total of 239 participants (119 male and 120 female) of these were 177 youth and 62 elderly.
- Provincial wellness launch programme was hosted on 22 February 2020 at Garankuwa Stadium with a total of 1 082 youth participants (282 male and 800 female).
- East Corridor hosted Wellness programme on 29 February 2020 at Mackenzieville Stadium with a total of 300 participants (212 male and 88 female) of these were 263 youth and 37 elderly.
- Central Corridor hosted wellness programme on 29 February 2020 at Eldorado Park Don Mattanman with a total of 200 participants (120 male and 80 female) 157 youth, 43 elderly.
- West Corridor hosted wellness programme on 29 February 2020 at Patrick Ace Ntsoeleng Stadium with a total 540 participants (351 male and 189 female) of these were 529 youth, 11 elderly which include 47 People with Disability.

DOCUMENT NUMBER	GDSACR FY2019/20 – FOURTH QUARTER REPORT	ISSUE DATE	2017-11-06	Page   43
REVISION NUMBER:	REV 1.0	REV DATE	2017-11-06	

## 2.2.4.4 School Sport

In this reporting period School Sport set **eight (8) target out of which 6 (75%) were achieved and 2 (25%) were not achieved.**

### SCHOOL SPORT STRUCTURES SUPPORTED

The Department supported seventeen (17) school sport structures during the 2019/20 financial year. In this reporting period, two (2) school sport codes/provincial school sport structures were supported with administration, catering, venue for meeting and equipment for codes in order to coordinate and strengthen the participation of sports in schools as follows:

- The department supported the Gauteng School Sport Structure with organizing the venue, catering and administration for the executive meeting on 16 January 2020 at Gauteng Sport Council. The purpose of the meeting was to improve the coordination of school sport programmes across district structures.
- The department supported the Gauteng Athletics Structure with organizing the venue, catering and administration for the executive meeting on 23 February 2020 at Gauteng Sport Council. The purpose of the meeting was to prepare the autumn sport season at school, cluster, district, provincial and national level.

=====

### LEARNERS PARTICIPATING IN SCHOOL SPORT TOURNAMENTS AT DISTRICT LEVEL (SECTOR INDICATOR)

The department supported 430 schools with equipment and attire during the 2019/20 financial year. In the quarter under review, equipment and attire were distributed to the remaining ninety (90) schools to promote the participation of schools in sport as follows:

- The equipment and attire were delivered to 35 schools on 10 January 2020.
- The equipment and attire were delivered to 44 schools on 17 February 2020.
- The equipment and attire were delivered to 11 schools on 03 March 2020.

=====

### LEARNERS PARTICIPATING IN SCHOOL SPORT TOURNAMENTS AT PROVINCIAL LEVEL

The Department hosted tournaments in all district athletics games in preparation for provincial tournaments which promote social cohesion and increase participation of primary and secondary schools with a total of 9 029 (4 490 male and 4 539 female) participants. Schools across Gauteng in the 15 districts of the Department of Education were supported from 01–28 February 2020 in preparation for the provincial championships as follows:

- The Johannesburg central district took place at University of Johannesburg Soweto campus with a total of 641 participants (329 male and 312 female) on 15 February 2020 for both primary and secondary schools.
  - primary schools 341 participants (171 male and 170 female); and
  - secondary schools 300 participants (158 male and 142 female).
- Johannesburg North District participated at Hoerskool Vorentoe from 14-15 February 2020 with a total of 945 participants (427 male and 518 female).
  - primary schools 558 participants (259 male and 299 female); and
  - secondary schools 387 participants (168 male and 219 female).

DOCUMENT NUMBER	GDSACR FY2019/20 – FOURTH QUARTER REPORT	ISSUE DATE	2017-11-06	Page   44
REVISION NUMBER:	REV 1.0	REV DATE	2017-11-06	

- Johannesburg East District participated from 20-21 February 2020, with a total of 690 (362 male and 328 female) at two venues:
  - primary schools 420 participants (219 male and 201 female) at High School Boksburg; and
  - secondary schools 270 participants (143 male and 127 female) at High School Hansmore.
- Sedibeng East District participated from 17-18 February 2020, with a total of 516 participants (204 male and 312 female).
  - primary schools 319 participants (114 male and 205 female) at Dick Fourie stadium; Vereeniging; and
  - secondary schools 197 participants (90 male and 107 female) at and Hoerskool Dr Malan.
- Ekurhuleni North attracted 801 participants (414 male and 387 female) from 13-14 February 2020 for both primary and secondary schools at Mehlareng stadium. **(No breakdown provided for schools)**
- Gauteng West attracted 602 participants (262 male and 340 female) from 18-19 February 2020 at Hoerskool Noordheuwel.
  - primary schools 320 participants (140 male and 180 female); and
  - secondary schools 282 participants (122 male and 160 female).
- Sedibeng West hosted the district tournaments with a total of 782 participants (426 male and 356 female) as follows:
  - primary schools 403 participants (218 male and 185 female) at DP De Villiers Hoerskool; and
  - secondary schools 379 participants (208 male and 171 female) at Transvalia Hoerskool.
- Gauteng North attracted 639 participants (312 male and 327 female) as follows:
  - primary schools 280 participants (141 male and 139 female) at Ekangala Secondary schools on 26 February 2020; and
  - secondary schools 359 participants (171 male and 188 female) on 27 February 2020 at Hoerskool Erasmus.
- Tshwane South hosted district tournaments from 27-28 February 2020 with a total of 993 participants (499 male and 494 female) as follows:
  - primary schools at Hoerskool Zwartkop with a total of 636 participants (309 male and 327 female); and
  - secondary schools from respectively at Hoerskool Menlo park with a total of 357 participants (190 male and 167 female).
- Gauteng East participated from 12-13 February 2020 at attracting a total of 565 participants (300 male and 265 female) as follows:
  - primary schools 360 participants (182 male and 178 female) at Laerskool Morewag); and
  - secondary schools 205 participants (118 male and 87 female) at Hoerskool Die Anker.
- Johannesburg West had its primary and secondary schools' tournament from 25-26 February 2020 at Ruimsig stadium attracting a total of 712 participants (340 male and 372 female). **(No breakdown provided for schools)**
- Tshwane West participated on 23 February 2020 at Hoerskool Tuine Pretoria attracting 344 participants (152 male and 192 female) for primary schools.
- Tshwane north participated on 15 February 2020 at Prestige College for secondary schools with a total of 356 participants (240 male and 116 female).
- Ekurhuleni south participated on the 28 February 2020 at Boksburg stadium with 443 participants (223 male and 220 female).
  - primary schools 240 participants (120 male and 120 female); and
  - secondary schools 203 participants (103 male and 100 female).

DOCUMENT NUMBER	GDSACR FY2019/20 – FOURTH QUARTER REPORT	ISSUE DATE	2017-11-06	Page   45
REVISION NUMBER:	REV 1.0	REV DATE	2017-11-06	

=====

**LEARNERS SUPPORTED TO PARTICIPATE IN THE NATIONAL SCHOOL CHAMPIONSHIP GAMES**

In this reporting period, the Provincial Athletics Games, both primary and secondary schools were supported with transport, medical services, security, catering equipment (medals, etc.), venue for meeting and other administrative functions from 4-5 March 2020 and 13-14 March 2020 at Ruimsig Stadium in Roodepoort. The tournament attracted a total of 2 036 participants (1 041 male and 995 female) from both primary and secondary school participants. The tournament promotes social cohesion and prepares participants for the national tournament level.

=====

**SCHOOL SPORT COORDINATORS REMUNERATED**

In the period under review, the department appointed and remunerated 56 school sport coordinators as follows:

- A total of 56 School Sport Coordinators (29 male and 27 female) in January 2020.
- A total of 55 School Sport Coordinators (29 male and 26 female) in February 2020.
- A total of 53 School Sport Coordinators (28 male and 25 female) in March 2020.

=====

**PEOPLE TRAINED TO DELIVER SCHOOL SPORT PROGRAMMES**

In the quarter under review, a total of 60 youth participants (33 male and 27 female) were trained in report writing on 24 January 2020 at Birchwood hotel, Benoni. The aim was to capacitate the people who deliver school sport programmes to be able to submit monthly reports at district level. This will assist in having accurate reports.

=====

**LEARNERS PARTICIPATING AT THE GIRL CHILD GAMES**

The department supported the Provincial Girl Child games held on 22 January 2020 at the Johannesburg Stadium. The games were held for both primary and secondary schools attracting a total of 203 female participants to promote social cohesion and promote girl child at school level.

=====

**WEDNESDAY LEAGUES HOSTED IN DISTRICTS**

The department supported 15 Wednesday league programmes with equipment, administration and structure support. This event took place on 25 February 2020 at all 15 Gauteng Department of Education districts in preparation for the provincial tournament and promotion of participation of sport at school and promote social cohesion through different sporting codes.

=====

**SCHOOL ENRICHMENT PROJECT IN VULNERABLE MINORITY GROUPS HOSTED**

The department supported one school enrichment project with arranging a venue, equipment and administration. This event that took place at the Randfontein stadium on the 28 February 2020 in promotion of vulnerable minority groups to participate at school sport programmes which are inclusive to all schools in Gauteng.

DOCUMENT NUMBER	GDSACR FY2019/20 – FOURTH QUARTER REPORT	ISSUE DATE	2017-11-06	Page   46
REVISION NUMBER:	REV 1.0	REV DATE	2017-11-06	

## PART III: GDSACR PROGRAMME PERFORMANCE TABLES

Below is the programme performance information summary on progress made against targets and indicators per programme, followed by the detailed budget and the Human Resource Management Progress for the quarter under review.

### 3.1 Programme 1: Administration

**Strategic Objective:** Provide innovative and integrated strategic support services

#### 3.1.1 Sub-programme: Human Capital

Performance Indicator	Annual Target 2019/2020	Quarter 1 -Analysis	Quarter 2 - Analysis	Quarter 3 - Analysis	Quarter 4 Planned Target	Quarter 4 Actual Achievement	Quarter 4 Performance Status (Y/N)	Validated performance information (Progress or final / completed information as listed below on target)	Reason for deviation (over / under achievement)	Corrective Action (under achievements (only)
<b>Strategic Objective:</b> Provide innovative and integrated strategic support services										
Maximum vacancy rate maintained	Maintained a maximum vacancy rate at 9%	9% Planned, 25% achieved	9% Planned, 25% achieved	9% Planned, 23.3% achieved	9%	23.3%	Target not achieved	The department maintained 23.3% vacancy rate.	Recruitment, selection and appointment processes were delayed due to alignment of the organizational structure to the priorities of the 6 <sup>th</sup> administration. Same reason in Q1,2,3&4. The lockdown to combat Covid -19 added the delay in finalizing the process.	The department will fast track the recruitment process once alignment has been completed.
	Maintain minimum 50% women representation at SMS level	50% Planned, 54%, achieved	50% Planned, 54%, achieved	50% Planned, 54% achieved	50%	54%	Target achieved	The department maintained 54% women representation at SMS level.	An additional three (3) women were appointed at SMS level during the first quarter 2019/20.	N/A
	Maintain minimum 3% disability rate	3% Planned, 1.7%, achieved	3% Planned, 1.7% achieved	3% Planned, 1.7% achieved	3%	1.7%	Target not achieved	The department maintained 1.7% disability rate.	The department started a structural review process, to ensure organisational alignment, with the priorities of the 6 <sup>th</sup> administration.	The department will align post for people with disability with the target set once the review process has been completed.

DOCUMENT NUMBER	GDSACR FY2019/20 – FOURTH QUARTER REPORT	ISSUE DATE	2017-11-06	Page   47
REVISION NUMBER:	REV 1.0	REV DATE	2017-11-06	



### 3.1.2 Sub-programme: Supply Chain Management

Performance Indicator	Annual Target 2019/2020	Quarter 1 - Analysis	Quarter 2 - Analysis	Quarter 3 - Analysis	Quarter 4 Planned Target	Quarter 4 Actual Achievement	Quarter 4 Performance Status (Y/N)	Validated performance information (Progress or final / completed information as listed below on target)	Reason for deviation (over / under achievement)	Corrective Action (under achievements (only)
<b>Strategic Objective:</b> Provide innovative and integrated strategic support services										
Percentage representation of procurement targets of designated groups	Maintain minimum 30% on women	30% Planned, 59.38%, achieved	30% Planned, 6.02%, achieved	30% Planned, 19.75% achieved	30%	20%	Target not achieved	The department maintained a minimum of 20% on women.	The database for sourcing of quotes has not been updated due to challenges in receiving data from the main contractors on the demographic of the subcontracted service providers. The department has established fixed term contracts which accounts for significant parts of expenditure for major projects.	The streamlining of the supplier databases and improvement of the CSD use for procurement has started and is monitored on a quarterly basis. The department has created a reporting template for main contractors.
	Maintain minimum 10% youth	10% Planned, 12.61% achieved	10% Planned, 4.28%, achieved	10% Planned, 7.39% achieved	10%	11%	Target achieved	The department maintained a minimum of 11% on youth.	N/A	N/A
	Maintain minimum 5% disability	5% Planned, 0%, achieved	5% Planned, 0%, achieved	5% Planned, 0.01% achieved	5%	0.02%	Target not achieved	The department maintained a minimum of 0.02% on disability.	The database for sourcing of quotes has not been updated due to challenges in receiving data from the main contractors on the demographic of the subcontracted service providers. The department has established fixed term contracts which accounts for significant parts of expenditure for major projects.	The streamlining of the supplier databases and improvement of the CSD use for procurement has started and is monitored on a quarterly basis. The department has created a reporting template for main contractors.

DOCUMENT NUMBER	GDSACR FY2019/20 – FOURTH QUARTER REPORT	ISSUE DATE	2017-11-06	Page   48
REVISION NUMBER:	REV 1.0	REV DATE	2017-11-06	

### 3.1.3 Sub-programme: Financial Accounting

Performance Indicator	Annual Target 2019/2020	Quarter 1 - Analysis	Quarter 2 - Analysis	Quarter 3- Analysis	Quarter 4- Target	Quarter 4 Actual Achievement	Quarter 4 Performance Status (Y/N)	Validated performance information (Progress or final / completed information as listed below on target)	Reason for deviation (over / under achievement)	Corrective Action (under achievements (only))
<b>Strategic Objective:</b> Provide innovative and integrated strategic support services										
Percentage of valid invoices paid within 30 days	100%	100% Planned, 93, 82% achieved	100% Planned, 98.33% achieved	100% Planned, 94.08%	100%	93.52%	Target not achieved	The department processed 664 payments of which 621 was paid within 30 days.	Payment of 43 invoices were after 30 days due to the reasons mentioned below.	The Department will continue to review the implemented the new measures/processes which started from November 2019 and assist in identifying the gaps in the procedures to be followed. Based on the new process and gabs already identified the procedures will be reviewed to be finalised and implemented by 01 April 2020.
<b>Reason for deviation (over / under achievement)</b>	Payment of 43 invoices after 30 days due to the following reasons <ul style="list-style-type: none"> <li>• 1 payment could not be released due to challenge in processing it on the system.</li> <li>• 1 invoice could only be processed after specific SCM process was verified.</li> <li>• 2 invoices could not be processed due to possible duplicate payment verification.</li> <li>• 3 invoices could not be processed due to system exceptions not cleared timeously by GDF.</li> <li>• 5 invoices could not be processed due to vendor management challenges.</li> <li>• 15 invoices were delayed due to end-users submitting the goods receipt vouchers (RLS02) after 10 days of receipt of the invoice.</li> <li>• 16 invoices were delayed with the implementation of a new process and it could not be processed in time due to the closure of the financial system during December holidays.</li> </ul>									
<b>Corrective Action (under achievements (only))</b>	Please confirm what the department will do to ensure the target will be achieved in the next quarter to ensure the annual target will be achieved by the end of the financial year. The Department will continue to review the implemented the new measures/processes which started from November 2019 and assist in identifying the gaps in the procedures to be followed. Based on the new process and gabs already identified the procedures will be reviewed to be finalised and implemented by 01 April 2020.									

DOCUMENT NUMBER	GDSACR FY2019/20 – FOURTH QUARTER REPORT	ISSUE DATE	2017-11-06	Page   49
REVISION NUMBER:	REV 1.0	REV DATE	2017-11-06	

### 3.1.4 Sub-programme: Strategic Management

Performance Indicator	Annual Target 2019/2020	Quarter 1 - Analysis	Quarter 2- Analysis	Quarter 3 - Analysis	Quarter 4 Planned Target	Quarter 4 Actual Achievement	Quarter 4 Performance Status (Y/N)	Validated performance information (Progress or final / completed information as listed below on target)	Reason for deviation (over / under achievement)	Corrective Action (under achievements (only)
Number of GFC quarterly performance reports reviewed	4	1 Planned and achieved	1 Planned and achieved	1 Planned and achieved	1	1	Target achieved	The GFC Q4 2019/20 performance monitoring report was reviewed and returned with comments to the unit on 20 April 2020.	N/A	N/A

DOCUMENT NUMBER	GDSACR FY2019/20 – FOURTH QUARTER REPORT	ISSUE DATE	2017-11-06	Page   50
REVISION NUMBER:	REV 1.0	REV DATE	2017-11-06	

## 3.2 Programme 2: Cultural Affairs

### 3.2.1 Sub-programme: Creative Arts

Performance Indicator	Annual Target 2019/2020	Quarter 1 - Analysis	Quarter 2 - Analysis	Quarter 3 - Analysis	Quarter 4 Planned Target	Quarter 4 Actual Achievement	Quarter 4 Performance Status (Y/N)	Validated performance information (Progress or final / completed information as listed below on target)	Reason for deviation (over / under achievement)	Corrective Action (under achievements (only))
<b>Strategic Objectives:</b> Reposition and retain Gauteng as the home of creative industries through intensified talent identification, development and nurturing in arts and culture										
Number of schools implementing Carnival arts and culture Programmes	110	N/A	110 planned, 118 achieved	N/A	N/A	N/A	N/A	N/A	N/A	N/A
Number of arts and culture Programmes implemented in five corridors (non-cumulative)	3	3 planned and achieved	3 planned and achieved	3 planned and 3 achieved	3	3	Target achieved	A total of 1 863 people (990 male and 870 female) including 3 LGBTI&Q participated in the arts and culture programmes (dance, drama and music) implemented in the five (5) corridors across the Gauteng City Region.	N/A	N/A
Number of street buskers supported with training and development programmes (non-cumulative)	10	N/A	N/A	10 planned and achieved	10	0	Target not achieved	The Street Buskers Launch was planned for December 2019 for 50 street buskers to be held in Empire Road. The office was awaiting the PO.	Due to internal planning and procurement processes	The launch will be held after the lockdown due to the Covid-9 in the 2020.21 financial year.
Number of schools implementing arts and culture programmes (non-cumulative)	50	N/A	50 Planned, 0 achieved	N/A, 38 achieved	50	37	Target not achieved	The arts and culture programmes were implemented in 37 schools by all five (5) departmental corridors benefitting a total of 682 participants (334 male and 348 female). Four (4) corridor with a total of 22 schools participated in the Provincial Festival that was held from 15 – 16 February 2020.	Due to internal planning and procurement processes	The department will fast track programme implementation at a corridor level to ensure programmes are implemented.

DOCUMENT NUMBER	GDSACR FY2019/20 – FOURTH QUARTER REPORT	ISSUE DATE	2017-11-06	Page   51
REVISION NUMBER:	REV 1.0	REV DATE	2017-11-06	

Performance Indicator	Annual Target 2019/2020	Quarter 1 - Analysis	Quarter 2 - Analysis	Quarter 3 - Analysis	Quarter 4 Planned Target	Quarter 4 Actual Achievement	Quarter 4 Performance Status (Y/N)	Validated performance information (Progress or final / completed information as listed below on target)	Reason for deviation (over / under achievement)	Corrective Action (under achievements only)
Number of arts and culture holiday programmes implemented	4	1	1 Planned and achieved	1 Planned, 0 achieved	1	0	Target not achieved	The department implemented one (1) holiday programmes in three (3) departmental corridors (East, West and North) benefitting a total of 3 447 people (1 806 male and 1 641 female).	Due to internal planning and procurement processes as well as the social distancing regulations announced by the President to combat Covid-19	The holiday programmes will continue in 2020.21.
<b>Strategic objective:</b> Host and retain major cultural events										
Annual Gauteng Social Cohesion Carnival hosted	Annual Gauteng Social Cohesion Carnival hosted	N/A	Annual Gauteng Social Cohesion Carnival hosted	N/A	N/A	N/A	N/A	N/A	N/A	N/A
Number of job opportunities created through the Gauteng Social Cohesion Carnival	3 544	N/A	3 544 Planned, 3 547 achieved	N/A	N/A	N/A	N/A	N/A	N/A	N/A
Number of community structures supported (sector indicator)	2	N/A	60 Planned, 0 achieved	N/A, 8 achieved	N/A	51	N/A	During the quarter under review a total of 51 organisations received grants to implement programmes for Arts and Culture and Sport and Recreation.	N/A	Payments not processed during 2019.20 will be processed during 2020.21.

DOCUMENT NUMBER	GDSACR FY2019/20 – FOURTH QUARTER REPORT	ISSUE DATE	2017-11-06	Page   52
REVISION NUMBER:	REV 1.0	REV DATE	2017-11-06	

### 3.2.2 Sub-programme: Creative Industries

Performance Indicator	Annual Target 2020/2020	Quarter 1 - Analysis	Quarter 2 - Analysis	Quarter 3 - Analysis	Quarter 4 Planned Target	Quarter 4 Actual Achievement	Quarter 4 Performance Status (Y/N)	Validated performance information (Progress or final / completed information as listed below on target)	Reason for deviation (over / under achievement)	Corrective Action (under achievements only)
<b>Strategic Objective: Cultivate, facilitate and enhance a conducive environment which will allow Gauteng to excel in the creative industry</b>										
Number of creative hubs implementing product development programmes (non-cumulative)	7	7 Planned, 8 achieved	7 Planned, 10 achieved	7 Planned, 8 achieved	7	8	Target was achieved	The department continued with the implementation of the various product development programmes in eight (8) creative hubs.	EPWP Integrated Grant augmented the budget..	N/A
Number of practitioners benefitting from capacity building opportunities (sector indicator)	300	N/A	200 Planned, 0 achieved	N/A	100	21	Target not achieved	The department conducted an Enterprise Development training for Creative Industry entrepreneurs in a form of 'Let's Make It! A five days series workshop was held from 16 – 20 March 2020.	Due to delays in the appointment of service provider for other programmes relevant to the achievement of this target.	The training for the practioners will continue after the lockdown in the new financial year.
Number of market access Initiatives Implemented	5	1 Planned, 3 achieved	1 Planned, 5 achieved	2 Planned, 4 achieved	1	2	Target was achieved	The department implemented two (2) market access initiatives: <ul style="list-style-type: none"> <li>• Moses Molelekwa Arts Centre: and</li> <li>• Ga-Rankuwa Arts Centre.</li> </ul>	The department was able to implement more market access initiatives than planned with the available budget.	N/A
Number of emerging fashion designers benefitting from mentorship programmes	20	10 Planned, 0 achieved	N/A, 10 achieved	10 Planned, 0 achieved	N/A	27	N/A	The department in collaboration with David Tlale implemented a fashion designers' mentorship programme, the David Tlale Master Class held on 26 March 2020, at Gauteng at the Provincial Archives Centre, in Kagiso, West Rands. This programme benefitted 27 emerging fashion designers (11 male and 16 female).	More fashion designers who showed interest in the David Tlale Master Class and were accommodated without any additional budget from the department.	N/A
Number of emerging visual artists benefitting from mentorship programmes	40	N/A	40 planned, 44 achieved	N/A	N/A	N/A	N/A	N/A	N/A	N/A

DOCUMENT NUMBER	GDSACR FY2019/20 – FOURTH QUARTER REPORT	ISSUE DATE	2017-11-06	Page   53
REVISION NUMBER:	REV 1.0	REV DATE	2017-11-06	

Performance Indicator	Annual Target 2020/2020	Quarter 1 - Analysis	Quarter 2 - Analysis	Quarter 3 - Analysis	Quarter 4 Planned Target	Quarter 4 Actual Achievement	Quarter 4 Performance Status (Y/N)	Validated performance information (Progress or final / completed information as listed below on target)	Reason for deviation (over / under achievement)	Corrective Action (under achievements only)
Number of visual arts programmes implemented in public spaces	5	1 Planned, 0 achieved	2 Planned, 3 achieved	1 Planned, 1 achieved	1	4	Target was achieved	The Department implemented visual arts programme in public spaces through the painting of art murals on the national symbols in four (04) community libraries in the children sections.	The department leveraged on the Library and Information Services budget to use mural painting to educate children about the national symbols.	N/A
Number of visual art holiday programmes implemented in libraries ( <b>non-cumulative</b> )	1	N/A	1 Planned, 1 achieved	1 Planned, 0 achieved	N/A	1	N/A	Visual arts holiday programme was implemented through decorative mosaic with a theme "Celebrating local heroes and heroines and promoting the national flag" at five (5) community libraries.	The additional budget was received from Library and Information Services in support of the project.	N/A
Number of visual arts exhibitions implemented	5	1 Planned and achieved	2 Planned, 2 achieved	1 Planned, 0 achieved	1	2	Target achieved	During the period under review, the department implemented two (2) visual arts exhibitions.	The target in Q3 was not achieved. This over-achievement mitigates the under-achievement in Q3.	N/A
Number of Puisano Live Music showcases hosted	8	5 Planned, 0 achieved	1 Planned, 5 achieved	1 Planned, 1 achieved	1	0	Target not achieved	The Puisano Live Music Concert was planned to take place on 29 March 2020, at Dhlomo Dam, in Sharpeville as part of the Human Rights Build-up activities.	Due to the country's new regulations imposed to combat Covid-19 and the subsequent national lockdown	The Puisano showcases will continue after the lockdown in the new financial year.
Number of performing arts programmes implemented	60	N/A	1 Planned, 1 achieved	1 Planned, 1 achieved	N/A	N/A	N/A	N/A	N/A	N/A
Number of sector initiatives financially supported	2	1 Planned and achieved	1 Planned, 1 achieved	N/A	N/A	N/A	N/A	N/A	N/A	N/A
Gauteng Creative Industries Development Strategy	1	N/A	N/A	N/A	1	0	Target not achieved	The draft Creative Industries Strategy was tabled at the Executive Council Sub-committee on 04 March 2020 and was recommended to be tabled for consideration at the next Executive Council meeting on a date still to be determined.	The Executive Council Meeting that was supposed to approve the strategy was cancelled due to the national	The strategy will be submitted for consideration in the next EXCO meeting though

DOCUMENT NUMBER	GDSACR FY2019/20 – FOURTH QUARTER REPORT	ISSUE DATE	2017-11-06	Page   54
REVISION NUMBER:	REV 1.0	REV DATE	2017-11-06	

Performance Indicator	Annual Target 2020/2020	Quarter 1 - Analysis	Quarter 2 - Analysis	Quarter 3 - Analysis	Quarter 4 Planned Target	Quarter 4 Actual Achievement	Quarter 4 Performance Status (Y/N)	Validated performance information (Progress or final / completed information as listed below on target)	Reason for deviation (over / under achievement)	Corrective Action (under achievements only)
developed and approved									lockdown aimed to combat Covid-19.	there is no indication of date of next meeting.
Number of arts and culture events supported (signature, Local, Community)	6	2 Planned, 0 achieved	2 Planned, 0 achieved	2 Planned, 4 achieved	N/A	3	N/A	<p>Three (3) arts and culture events were financially supported as follows:</p> <ul style="list-style-type: none"> <li>• Ekurhuleni New Year's Extravaganza, on 01 January 2020 supported with R2m.</li> <li>• West Rand Comes Alive, on 01 January 2020 supported with R2m.</li> <li>• Celebrate Soweto, on 04 January 2020 supported with R1,5m.</li> </ul>	The additional budget was obtained during budget allocation in the 2019/20 adjustment period.	N/A

DOCUMENT NUMBER	GDSACR FY2019/20 – FOURTH QUARTER REPORT	ISSUE DATE	2017-11-06	Page   55
REVISION NUMBER:	REV 1.0	REV DATE	2017-11-06	



### 3.2.3 Sub-programme: Museum and Heritage Resource Services

Performance Indicator	Annual Target 2019/2020	Quarter 1 - Analysis	Quarter 2 - Analysis	Quarter 3 - Analysis	Quarter 4 Planned Target	Quarter 4 Actual Achievement	Quarter 4 Performance Status (Y/N)	Validated performance information (Progress or final / completed information as listed below on target)	Reason for deviation (over / under achievement)	Corrective Action (under achievements only)
<b>Strategic Objective: Accelerate transformation of provincial heritage landscape</b>										
Number of Heritage Monuments supported ( <b>non-cumulative</b> )	3	3 Planned and achieved	3 Planned and achieved	3 Planned and achieved	3	3	Target achieved	The following three (3) heritage monuments were supported during the quarter under review. <ul style="list-style-type: none"> <li>• Women's Living Heritage Monument (WLHM);</li> <li>• Boipatong Monument; and</li> <li>• Kagiso Memorial and Recreation Centre (KMRC).</li> </ul>	N/A	N/A
Number of Gauteng heritage sites provisionally declared	25	3 Planned, 1 achieved	6 Planned, 9 achieved	6 Planned, 4 achieved	10	5	Target not achieved	The following five (5) heritage sites were graded and provisionally declared grade II heritage sites in terms of section 29 of the National Heritage Resources Act 25 of 1999: <ul style="list-style-type: none"> <li>• Ellen Kate Kuzwayo Grave, Doornkop Cemetery, Soweto.</li> <li>• Vesta Smith Grave, Albertina Sisulu Street, Newclare.</li> <li>• Manibeu Sita House, Laudium, Centurion, Pretoria.</li> <li>• Cecil Margo Grave, Westpark Cemetery, Johannesburg.</li> <li>• Godfrey Mokgonane Pitje Grave, Phumlani Cemetery, Benoni.</li> </ul>	The Declarations Committee Meeting was scheduled for 26 March 2020 to review nominations for possible grading and provisional declaration of heritage sites. Committee members indicated their unavailability for the meeting due to the Covid-19 outbreak. Notably, the national lockdown started on 27 March 2020.	The remaining 6 (six) heritage sites will be reviewed during 2020/21 for possible grading and provisional declaration.
Number of resistance heritage liberation routes identified	5	1 Planned and achieved	2 Planned, 2 achieved	1 Planned, 4 achieved	1	0	Target achieved in Q3	Annual target was achieved in Q3.	N/A	N/A
Number of oral history projects undertaken ( <b>Sector Indicator</b> )	2	N/A	1 Planned and achieved	N/A, 3 achieved	1	2	Target achieved	During this reporting period the department was part of two (2) oral history projects as follows: <ul style="list-style-type: none"> <li>• National Information Knowledge Systems (IKS) knowledge sharing Forum from 1 - 6 March 2020 at Upington, in the Northern Cape.</li> <li>• The data quality assessment with information</li> </ul>	Partnering with local government and other stakeholders	N/A

DOCUMENT NUMBER	GDSACR FY2019/20 – FOURTH QUARTER REPORT	ISSUE DATE	2017-11-06	Page   56
REVISION NUMBER:	REV 1.0	REV DATE	2017-11-06	

Performance Indicator	Annual Target 2019/2020	Quarter 1 - Analysis	Quarter 2 - Analysis	Quarter 3 - Analysis	Quarter 4 Planned Target	Quarter 4 Actual Achievement	Quarter 4 Performance Status (Y/N)	Validated performance information (Progress or final / completed information as listed below on target)	Reason for deviation (over / under achievement)	Corrective Action (under achievements only)
								recorders on 12 March 2020 at Magaliesburg Tswelopele Community Hall.		
Number of community outreach programmes in museums conducted (non-cumulative) (Sector Indicator)	3	3 Planned and 14 achieved	3 Planned, 4 achieved	3 Planned, 1 achieved	3	0	Target achieved previous quarters	Target achieved for 2019.20	N/A	N/A
Number of Geographical Naming System Advocacy Campaigns held	8	2 Planned and achieved	2 Planned, 0 achieved	2 Planned and achieved	2	1	Target not achieved	The department attended the South African Geographical Names Council (SAGNC) from 13 - 14 February 2020 at the Bayworld Museum in Port Elizabeth. Names to be recommended to the Minister of Department of Sports, Arts and culture for approval were discussed.	The remaining three (3) campaigns were cancelled due to Covid-19 national disaster regulations and lockdown.	The 3 campaigns will be implemented during the 202.21 financial year
Number of National and Historical Days celebrated (Sector Indicator)	6	2 Planned and achieved	2 Planned and achieved	1 Planned and achieved	1	1	Target achieved	The department enabled the commemoration of Human Rights Day on 21 March 2020 through the live streaming of activities on media platforms such as on SABC and News Room Afrika. Though a pre-recorded programme the Premier delivered a keynote, address on 21 March 2020 in commemoration of Human Rights Day, good hygiene and social distancing was promoted in light of the COVID -19 pandemic.	N/A	N/A
Number of Significant Days celebrated	6	2 Planned, 4 achieved	3 Planned, 1 achieved	N/A	1	0	Target not achieved	The Winterveldt massacre commemoration was scheduled for 26 March 2020, targeting 1 000 beneficiaries.	The massacre was cancelled due to the Covid-19 national disaster regulations and lockdown.	The Winterveldt Massacre will be implemented during the 2020.21 financial year.
Number of prominent heroes and heroines of the Liberation struggle commemorated	4	1 Planned and achieved	2 Planned and achieved	N/A	1	0	Target not achieved	The department planned to commemorate Vesta Smith on 28 March 2020. Meetings with family members and other stakeholders took place in February leading towards the implementation date.	Due to internal procurement delays and the Covid-19 national disaster regulations and the subsequent national lockdown.	Planning for the implementation of the commemoration during the 2021 financial year.

DOCUMENT NUMBER	GDSACR FY2019/20 – FOURTH QUARTER REPORT	ISSUE DATE	2017-11-06	Page   57
REVISION NUMBER:	REV 1.0	REV DATE	2017-11-06	

Performance Indicator	Annual Target 2019/2020	Quarter 1 - Analysis	Quarter 2 - Analysis	Quarter 3 - Analysis	Quarter 4 Planned Target	Quarter 4 Actual Achievement	Quarter 4 Performance Status (Y/N)	Validated performance information (Progress or final / completed information as listed below on target)	Reason for deviation (over / under achievement)	Corrective Action (under achievements only)
Number of unsung heroes and heroines of the liberation struggle honoured	400	100 Planned and achieved (should have been reported not achieved)	100 Planned, 0 achieved	100 Planned, 0 achieved	100	0	Target not achieved	The Indicator was captured incorrectly as it should read, "number of unsung heroes and heroines of the liberation struggle identified".	The Indicator was captured incorrectly as it should read, "number of unsung heroes and heroines of the liberation struggle identified".	The output indicator has been corrected in the 2020/21 APP
Number of Outcomes 14 reports on implementation of GCR Social Cohesion programme compiled	4	1 Planned and achieved	1 Planned and achieved	1 Planned and achieved	1	1	Target achieved	The Q4 2019/20 Outcome 14 Report was compiled and submitted for deliberation at the National Department of Sport, Arts and Culture Outcome 14 Technical Implementation Forum meeting to be scheduled.	N/A	N/A
Number of community conversation/ dialogues conducted (Sector Indicator)	9	2 Planned, 3 achieved	3 Planned, 2 achieved	2 Planned, 3 achieved	2	2	Target achieved	During the period under review two (2) community conversations were conducted as follows: <ul style="list-style-type: none"> <li>• Social Cohesion Memorial Dialogue; and</li> <li>• Human rights for an equal future dialogue.</li> </ul>	N/A	N/A
Number of provincial Social Cohesion summits hosted (Sector Indicator)	1	N/A	N/A	N/A	1	0	Target not achieved	The Summit was planned for 27 March 2020 at Sunnyside Conference Centre.	Due to the country's new regulations imposed to combat Covid-19 and the subsequent national lockdown	Planned to take place in the new financial year and request that budget 2019-2020 be carried over to the new financial year in order to achieve the target.
<b>Strategic Objective: Promote and foster constitutional values and multilingualism</b>										
Number of promotional interventions on national symbols and orders	50	15 Planned, 25 achieved	15 Planned, 150 achieved	10 Planned, 4 achieved	10	13	Target achieved	The department conducted a total of thirteen promotional interventions workshops on national symbols during the quarter under review.	Partnering with local government and other stakeholders.	N/A

DOCUMENT NUMBER	GDSACR FY2019/20 – FOURTH QUARTER REPORT	ISSUE DATE	2017-11-06	Page   58
REVISION NUMBER:	REV 1.0	REV DATE	2017-11-06	

Performance Indicator	Annual Target 2019/2020	Quarter 1 - Analysis	Quarter 2 - Analysis	Quarter 3 - Analysis	Quarter 4 Planned Target	Quarter 4 Actual Achievement	Quarter 4 Performance Status (Y/N)	Validated performance information (Progress or final / completed information as listed below on target)	Reason for deviation (over / under achievement)	Corrective Action (under achievements only)
conducted <b>(Sector Indicator)</b>										
Number of multilingualism awareness campaigns conducted	12	3 Planned, 2 achieved	4 Planned and 6 achieved	3 Planned, 2 achieved	2	2	Target achieved	The department hosted two (2) Multilingualism Awareness Campaigns in the quarter under review and attended one (1) conference as follows: <ul style="list-style-type: none"> <li>The consultative meetings / awareness session on Sesotho and Sepedi terminology was held from 13 – 14 February 2020 at Vaal University of Technology to review terminology lists.</li> <li>International Mother Language Day was held on the 21 February 2020 in partnership with the Department of Arts and Culture and other Provincial departments in Kwa Mbonambi in Kwa Zulu Natal.</li> <li>The department attended the African Languages Conference in Cape town from 26 - 28 February 2020.</li> </ul>	N/A	N/A
Number of Language Coordinating structures supported ( <b>non-cumulative</b> ) <b>(Sector Indicator)</b>	1	1 Planned and achieved	1 Planned and achieved	1 Planned, 0 achieved	1	1	Target achieved	The department supported one (1) language coordinating structure on 22 January 2020 at Pan SALB's offices.	N/A	N/A

DOCUMENT NUMBER	GDSACR FY2019/20 – FOURTH QUARTER REPORT	ISSUE DATE	2017-11-06	Page   59
REVISION NUMBER:	REV 1.0	REV DATE	2017-11-06	

### 3.3 Programme 3: Library and Archival Services

#### 3.3.1 Library Services

Performance Indicator	Annual Target 2019/2020	Quarter 1 - Analysis	Quarter 2 - Analysis	Quarter 3 - Analysis	Quarter 4 Planned Target	Quarter 4 Actual Achievement	Quarter 4 Performance Status (Y/N)	Validated performance information (Progress or final / completed information as listed below on target)	Reason for deviation (over / under achievement)	Corrective Action (under achievements (only))
<b>Strategic Objective: Transform and modernize the governance of library and information services</b>										
Number of municipalities financially supported to provide library Services ( <b>non-cumulative</b> )	10	N/A	10 Planned and achieved	10 Planned and achieved	N/A	N/A	N/A	N/A	N/A	N/A
Number of monitoring visits conducted	80	20 Planned and achieved	20 Planned and achieved	20 Planned and achieved	20	14	<b>Target not achieved</b>	A total of 14 library monitoring visits were conducted as planned.	A total of six (6) monitoring visits could not be conducted due to the country's new regulations imposed to combat Covid-19 and the subsequent national lockdown.	Monitoring visits will be continued in the 2020.21 financial year.
<b>Strategic Objective: Inculcate the culture of reading in order to enhance knowledge</b>										
Number of new libraries built ( <b>Sector-Indicator</b> )	Planning for 3 new libraries	N/A	N/A (Planning of 3 libraries: Mullerstuine, Kocksoord and Zuurbekom were supported by GPT)	N/A	Planning for 3 new libraries	0	<b>Target not achieved</b>	Planning for three (3) new libraries was not concluded.	Late change of DSACR Planning and Implementation Strategy. Projects were transferred to DID as per MEC- SACR and DID directive meeting held on the 27 November 2019.	DID to submit IPIP to DSACR. DID to respond to DSACR needs as per submitted IPMP on 31 July 2019 as per IDMS framework requirements.
Number of hospital libraries established	1	N/A	N/A	N/A	1	1	<b>Target achieved</b>	1 hospital library was established in Soweto Chris Hani Baragwanath Hospital in June 2019. The Library has books and furniture and an Intern is in the process of being appointed to operate the library	N/A	N/A
DOCUMENT NUMBER	GDSACR FY2019/20 – FOURTH QUARTER REPORT				ISSUE DATE		2017-11-06	Page   60		
REVISION NUMBER:	REV 1.0				REV DATE		2017-11-06			

Performance Indicator	Annual Target 2019/2020	Quarter 1 - Analysis	Quarter 2 - Analysis	Quarter 3 - Analysis	Quarter 4 Planned Target	Quarter 4 Actual Achievement	Quarter 4 Performance Status (Y/N)	Validated performance information (Progress or final / completed information as listed below on target)	Reason for deviation (over / under achievement)	Corrective Action (under achievements only)
Number of library reading programmes implemented (non-cumulative)	3	3 Planned and achieved	3 Planned and achieved	3 Planned and 4 achieved	3	3	Target achieved	The department implemented the library reading programmes in the quarter as follows: <ul style="list-style-type: none"> <li>• Word ruffle;</li> <li>• Spelling bee; and</li> <li>• Recreational programmes.</li> </ul>	N/A	N/A
Number of existing facility upgraded for public library purposes (Sector-Indicator)	1	N/A	N/A	N/A	1	0	Target not achieved	Upgrading of the Rust Ter Vaal Library 77% completed as at the end of Q4 2019.20.	Local sub- contractor's non-performance as per supply and fit contracts initially demanded by the locals.  Site disruptions by local sub-contractors when penalised by main contractor for poor-workmanship and delivery.	Main Contractor to change the sub-contracting type from supply and fit to labour costs only. Main contractor to buy material and local contractors to only charge labour costs.
Number of library holiday programmes implemented	4	1 Planned and achieved	1 Planned and achieved	1 Planned and achieved	1	0	Target not achieved	The department did not implement holiday programmes in this quarter.	Due to school travel restrictions which started before the official national lockdown and resulting in learners not being available to implement the programmes. Notably, the social distancing regulations was announced on 15 March 2020.	The holiday programmes will continue in 2020.21 after the lifting of the lockdown for social distancing.
Number of Library materials procured (Sector-Indicator)	160	N/A	80 Planned, 0 achieved	80 Planned and achieved	N/A	80	N/A	80 E-Books were procured in March 2020.	N/A	N/A
Number of community outreach programmes in libraries conducted (Sector-Indicator)	4	1 Planned and achieved	1 Planned and achieved	1 Planned and achieved	1	1	Target achieved	The National Library Week was launched on 12 March 2020 in Mogale City municipality at Kagiso Ext 6 in Chief Mogale Hall. The event was attended by 280 participants (146 male and 134 female).	N/A	N/A
Number of	7	N/A	7	N/A	N/A	N/A	N/A	The seven (7) organisations to inculcate	Due to delays in submission	A presentation of the

DOCUMENT NUMBER	GDSACR FY2019/20 – FOURTH QUARTER REPORT	ISSUE DATE	2017-11-06	Page   61
REVISION NUMBER:	REV 1.0	REV DATE	2017-11-06	

Performance Indicator	Annual Target 2019/2020	Quarter 1 - Analysis	Quarter 2 - Analysis	Quarter 3 - Analysis	Quarter 4 Planned Target	Quarter 4 Actual Achievement	Quarter 4 Performance Status (Y/N)	Validated performance information (Progress or final / completed information as listed below on target)	Reason for deviation (over / under achievement)	Corrective Action (under achievements (only))
organisations financially supported to inculcate a culture of reading in communities			Planned, 0 achieved					the culture of reading were not supported in this reporting period.	of the compliance documents by the shortlisted organisations. As a result, the department was unable to meet the payments deadline.	shortlisted organisations that complied will be done to the Bid Adjudication Committee (BAC) as soon as the national lockdown has been lifted during the first quarter 2020/21 financial year.
Number of the Born to Read programmes implemented	10	N/A	N/A	5 Planned and achieved	5	5	Target achieved	The department implemented the following five (5) born to read programmes with a total of 203 participants (55 male and 148 female.	N/A	N/A
Strategic Objectives: Modernise libraries in term of technological transformation										
Number of libraries upgraded with ICT infrastructure	21	N/A	N/A	N/A	21	21	Target achieved	During this reporting period, Information Communications and Technology (ICT) fulfilled its obligation of ICT infrastructure development in 21 library sites. Rand West municipality libraries were successfully integrated from the West Rand District Municipality (WRDM) network.	N/A	N/A
Number of workstations for visually impaired individuals established in libraries	14	N/A	N/A	N/A	14	0	Target not achieved	The department made a transfer of R3 million of funds to SALB on 19 February 2020 for the establishment of computer workstations and services for the blind and visually impaired however the implementation in libraries could not take place due to the national lockdown in compliance of Covid-19 regulations.	The signing of SLAs and agreements by SALB, SACR and municipalities was delayed, which also delayed payment. In addition, the implementation could not take place in libraries as libraries were closed due to national lockdown.	Preparations have been put in place to ensure that as soon as libraries are open, implementation of the project commences.
Number of library subscriptions renewed	6	N/A	N/A	3 Planned and achieved	3	0	Target not achieved	The department did not renew 3 library subscriptions during the quarter under review.	The department awaited Treasury sole service provider research report since December 2019. The report was received few days before the lockdown.	The unit will present the report from Treasury as well as the recommendations in terms of the subscriptions to the Bid Adjudication Committee for approval. Due to the

DOCUMENT NUMBER	GDSACR FY2019/20 – FOURTH QUARTER REPORT	ISSUE DATE	2017-11-06	Page   62
REVISION NUMBER:	REV 1.0	REV DATE	2017-11-06	

Performance Indicator	Annual Target 2019/2020	Quarter 1 - Analysis	Quarter 2 - Analysis	Quarter 3 - Analysis	Quarter 4 Planned Target	Quarter 4 Actual Achievement	Quarter 4 Performance Status (Y/N)	Validated performance information (Progress or final / completed information as listed below on target)	Reason for deviation (over / under achievement)	Corrective Action (under achievements (only))
										Nationwide lockdown this process will only be done in the 2020.21 financial year.

### 3.3.2 Programme 3: Archival Services

Performance Indicator	Annual Target 2019/2020	Quarter 1 - Analysis	Quarter 2 - Analysis	Quarter 3 - Analysis	Quarter 4 Planned Target	Quarter 4 Actual Achievement	Quarter 4 Performance Status (Y/N)	Validated performance information (Progress or final / completed information as listed below on target)	Reason for deviation (over / under achievement)	Corrective Action (under achievements (only))
<b>Strategic Objective: Preserve the knowledge base and provide access to Gauteng archival services</b>										
Number of registry inspections conducted	26	7 Planned, 6 achieved	6 Planned, 8 achieved	7 Planned and achieved	6	6	<b>Target achieved</b>	In the quarter under review six (6) inspections were conducted at one of the GPG departments and Mogale City Municipality:	N/A	N/A
Number of community outreach programmes in archives conducted	3	1 Planned and achieved	1 Planned and achieved	1 Planned and achieved	N/A	N/A	N/A	N/A	N/A	N/A
Number of archival management training sessions conducted	6	2 Planned, 0 achieved	2 Planned and 4 achieved <i>(only 2 was reported in Q2)</i>	2 Planned and achieved	N/A	N/A	N/A	<b>The information below was reported in Q2 as two (2) training session. However, it was confirmed that four (4) session was held. Each day was held with different groups – municipal/departmental people.</b>  <i>The department conducted two (2) Records Management Training Sessions at Gauteng Provincial Archives in Kagiso with a total of 107 attendees (35 male and 72 female) consisting of records managers and registry clerk. The training ensure efficient and proper records management regarding the dispose of records and guidelines on the digitization of records. The training was hosted from:</i> <ul style="list-style-type: none"> <li>• 14 – 15 August 2019 and Records Management Schedule; and</li> <li>• 18 – 19 September 2019 and Records Digitisation Training.</li> </ul>	N/A	N/A

DOCUMENT NUMBER	GDSACR FY2019/20 – FOURTH QUARTER REPORT	ISSUE DATE	2017-11-06	Page   63
REVISION NUMBER:	REV 1.0	REV DATE	2017-11-06	



Performance Indicator	Annual Target 2019/2020	Quarter 1 - Analysis	Quarter 2 - Analysis	Quarter 3 - Analysis	Quarter 4 Planned Target	Quarter 4 Actual Achievement	Quarter 4 Performance Status (Y/N)	Validated performance information (Progress or final / completed information as listed below on target)	Reason for deviation (over / under achievement)	Corrective Action (under achievements only)
Number of oral history programmes conducted	2	N/A	1 Planned and achieved	1 Planned and achieved	N/A	N/A	N/A	N/A	N/A	N/A
Number of archival contributions to National Automated Archival Information Retrieval Systems (NAAIRS)	100	N/A	N/A	N/A	100	100	Target achieved	In this reporting period, a total of 100 archival records groups were accessioned in March 2020 from the following institutions: <ul style="list-style-type: none"> <li>• GDE</li> <li>• COGTA</li> <li>• SACR</li> </ul>	N/A	N/A
Number of linear meters repatriated / transferred to the Archives repository	1 000	N/A	N/A	N/A	1 000	1 000	Target achieved	In the quarter under review, the department transferred a total of 1 000 linear meters of records from 13-14 and 19 – 21 February 2020 from the following institutions: <ul style="list-style-type: none"> <li>• Gauteng Department of Education</li> <li>• Gauteng Premiers Office Land Use Division</li> </ul>	N/A	N/A

DOCUMENT NUMBER	GDSACR FY2019/20 – FOURTH QUARTER REPORT	ISSUE DATE	2017-11-06	Page   64
REVISION NUMBER:	REV 1.0	REV DATE	2017-11-06	

### 3.4 Programme 4: Sport and Recreation

#### 3.4.1 Sub-programme: Sport Development and Coordination

Performance Indicator	Annual Target 2019/2020	Quarter 1 - Analysis	Quarter 2 - Analysis	Quarter 3 - Analysis	Quarter 4 Planned Target	Quarter 4 Actual Achievement	Quarter 4 Performance Status (Y/N)	Validated performance information (Progress or final / completed information as listed below on target)	Reason for deviation (over / under achievement)	Corrective Action (under achievements (only)
<b>Strategic Objective:</b> Reposition and retain Gauteng as the Home of Champions through intensified talent identification, development and nurturing in sport										
Number of athletes supported by the sport academies (Sector-Indicator)	1 600	300 Planned, 637 achieved	550 Planned, 612 achieved	650 Planned, 441 achieved	100	134	Target achieved	A total of 134 athletes (25 male and 109 female) were supported with sport science testing and training camps.	Additional requests were received for sport science testing as athletes prepare for the new season of competition. No additional funds were utilized.	N/A
Number of people trained to deliver the club academy programme	600	150 Planned and achieved	350 Planned, 389 achieved	100 Planned, 85 achieved	N/A	N/A	N/A	N/A	N/A	N/A
Number of sport academies supported (Sector-Indicator)	6	N/A	3 Planned and achieved	3 Planned and achieved	N/A	N/A	N/A	N/A	N/A	N/A
Number of sport focused schools supported (Sector-Indicator)	6	N/A and 1 achieved	3 Planned, 2 achieved	3 Planned and achieved	N/A	N/A	N/A	N/A	N/A	N/A
O.R Tambo Soncini Games held	6 regional selections and 1 Provincial Games held	N/A	N/A	6 regional selections and 1 Provincial Games	N/A	N/A	N/A	N/A	N/A	N/A

DOCUMENT NUMBER	GDSACR FY2019/20 – FOURTH QUARTER REPORT	ISSUE DATE	2017-11-06	Page   65
REVISION NUMBER:	REV 1.0	REV DATE	2017-11-06	

Performance Indicator	Annual Target 2019/2020	Quarter 1 - Analysis	Quarter 2 - Analysis	Quarter 3 - Analysis	Quarter 4 Planned Target	Quarter 4 Actual Achievement	Quarter 4 Performance Status (Y/N)	Validated performance information (Progress or final / completed information as listed below on target)	Reason for deviation (over / under achievement)	Corrective Action (under achievements (only))
				held						
Number of local leagues supported (Sector-Indicator)	40	9 Planned, 15 achieved	26 Planned, 20 achieved	4 Planned, 5 achieved	1	3	Target achieved	The following leagues were implemented: <ul style="list-style-type: none"> <li>Central Gauteng lions cricket leagues</li> <li>Northern Titans cricket league</li> <li>Sedibeng netball league</li> </ul>	The summer league programme for Cricket commenced should have started in Q3, however, only commenced in Q4.  Sedibeng Netball had a pre-season league programme for 2020 to identify the clubs that will be registering for the Sedibeng Winter league.	N/A
Number of clubs provided with equipment and/ or attire as per the established norms and standards (Sector-Indicator)	160	N/A – 27 achieved	160 Planned, 179 achieved	N/A	N/A	N/A	N/A	N/A	N/A	N/A
Number of people trained to deliver the Club Development Programme (Sector-Indicator)	400	100 Planned, 300 achieved	150 Planned, 246 achieved	150 Planned, 22 achieved	N/A	N/A	N/A	N/A	N/A	N/A
Annual Gauteng Sport Awards hosted	Annual Gauteng Sport Awards hosted	N/A	Annual Gauteng Sport Awards hosted	N/A	N/A	N/A	N/A	N/A	N/A	N/A

DOCUMENT NUMBER	GDSACR FY2019/20 – FOURTH QUARTER REPORT	ISSUE DATE	2017-11-06	Page   66
REVISION NUMBER:	REV 1.0	REV DATE	2017-11-06	

Performance Indicator	Annual Target 2019/2020	Quarter 1 - Analysis	Quarter 2 - Analysis	Quarter 3 - Analysis	Quarter 4 Planned Target	Quarter 4 Actual Achievement	Quarter 4 Performance Status (Y/N)	Validated performance information (Progress or final / completed information as listed below on target)	Reason for deviation (over / under achievement)	Corrective Action (under achievements only)
Number of Sport and Recreation projects implemented by Provincial Sport Confederation (Sector-Indicator)	3	N/A	1 Planned and achieved	1 Planned and achieved	1	1	Target achieved	The Gauteng Sport Confederation established the West Rand and Rand West Sports Councils during the 4 <sup>th</sup> quarter 2019.20. This process has taken place from July 2019 and has been concluded in March 2020.	N/A	N/A
Number of people participating in the Water Safety Programme	1 500	N/A, 231 achieved	N/A	600 Planned, 856 achieved	900	887	Target achieved	A total of 887 participants (457 male and 430 female) participated in the Learn to Swim programme.	The target was met for the year with 1 974 people participated in the water safety programme for the year. No additional budget was utilized to implement the programme.	N/A
Number of clubs participating in the Rural Sport Development Programme (Sector Indicator)	40	20 Planned, 39 achieved	10 Planned, 0 achieved	10 Planned, 0 achieved	N/A	23	N/A	A total of 23 new clubs participated in the Rural Development sport Programme. The following four (4) rural areas in Tshwane held their rural games: <ul style="list-style-type: none"> <li>• Amandebele Ba Lebelo Traditional Council</li> <li>• Sokhulumu</li> <li>• Region 5; and</li> <li>• Region 7.</li> </ul>	A total of 23 new clubs have been established through this programme. No additional funding was required.	N/A
Provincial Sport and Recreation plan approved	N/A	N/A	N/A	Provincial Sport and Recreation Indaba held	Provincial Sport and Recreation plan approved	0	Target not achieved	The policy was presented at the Technical Committee meeting on 4 March 2020 at Treasury, Johannesburg, in preparation for EXCO.	EXCO had not met for the policy to be presented during this financial year.	The policy to be presented to EXCO in the new financial year.
<b>Strategic Objective:</b> Expand community-based sport facilities										
Number of community multipurpose sport facilities constructed	5	N/A	N/A	N/A	5	0	Target not achieved	The first proposed five (5) Combi Courts final list was confirmed on 19 September 2019. The proposed areas are Vischkuil, KwaThema Stadium, Mathasedi Primary School, Bophelong Sport complex and Green Park area. However, the exact site locations have not been identified.	Late confirmation and finalisation of school names; and SCM delays for the appointments of professional service providers (Surveyors, Geo-Tech Engineers for planning).	DSCAR to submit business cases per project for approval by GPT and DSACR to procure PSP's in the 2020/21 FY.

DOCUMENT NUMBER	GDSACR FY2019/20 – FOURTH QUARTER REPORT	ISSUE DATE	2017-11-06	Page   67
REVISION NUMBER:	REV 1.0	REV DATE	2017-11-06	

### 3.4.2 Sub-programme: Competitive Sport

Performance Indicator	Annual Target 2019/2020	Quarter 1 - Analysis	Quarter 2 - Analysis	Quarter 3 - Analysis	Quarter 4 Planned Target	Quarter 4 Actual Achievement	Quarter 4 Performance Status (Y/N)	Quarter 4 Performance Status (Y/N)	Quarter 4 Performance Status (Y/N)	Validated performance information (Progress or final / completed information as listed below on target)	Reason for deviation (over / under achievement)
<b>Strategic Objective: Create a competitive edge to enhance Gauteng as a cornerstone for business in sport</b>											
Number of sport events supported (signature, major, community and local)	11	2 Planned and achieved	2 Planned and achieved	5 Planned, 4 achieved	2	2	Target achieved		The following two (2) events were hosted during the quarter under review: <ul style="list-style-type: none"> <li>Sunshine Tour Golf held from 9 – 12 January 2020 at Randpark Golf Club, in Central Johannesburg</li> <li>Gauteng Elite Women's Football was held on 01 March 2020 at Sinaba Stadium in Daveyton</li> </ul>	The Gymnastics was postponed due to the Covid-19 epidemic. A request for funding of 9 new events were approved through the adjudication process. All 9 events were postponed due to the measures put in place by the President of South Africa to prevent the spread of the COVID-19.	Letters were written to all transferees requesting mitigation plans to be put in place regarding the postponement for the efficient, effective and transparent purposes.
Annual Mandela Remembrance Walk and Run hosted	Annual Mandela Remembrance Walk and Run hosted	N/A	N/A	Annual Mandela Remembrance Walk and Run hosted	N/A	N/A			N/A	N/A	N/A

DOCUMENT NUMBER	GDSACR FY2019/20 – FOURTH QUARTER REPORT	ISSUE DATE	2017-11-06	Page   68
REVISION NUMBER:	REV 1.0	REV DATE	2017-11-06	

### 3.4.3 Sub-programme: Recreation (Siyadlala Hubs)

Performance Indicator	Annual Target 2019/2020	Quarter 1 - Analysis	Quarter 2 - Analysis	Quarter 3 - Analysis	Quarter 4 Planned Target	Quarter 4 Actual Achievement	Quarter 4 Performance Status (Y/N)	Validated performance information (Progress or final / completed information as listed below on target)	Reason for deviation (over / under achievement)	Corrective Action (under achievements only)
<b>Strategic Objective:</b> Transform and promote socially inclusive sport and recreation programmes										
Number of hubs provided with equipment and/ or attire as per the established norms and standards (Sector-Indicator)	27	N/A	27 Planned, 23 achieved	N/A, 4 achieved (ANNUAL TARGET ACHIEVED)	N/A	N/A	N/A	N/A	N/A	N/A
Number of people actively participating in organised active recreational events (Sector-Indicator)	162 500	30 000 planned, 35 292 achieved	52 000 Planned, 53 788 achieved	55 000 Planned, 38 509 achieved	25 000	35 316	Target achieved	The Department implemented active recreation events with 35 316 people (17 584 male and 17 732 female). Of these 31 773 were youth and 3 543 elderly and 166 People with Disabilities participated in all five (5) corridors during the quarter.		N/A
Number of youth participating at the National Youth Camp (Sector-Indicator)	200	N/A	N/A	200 Planned and achieved	N/A	N/A	N/A	N/A	N/A	N/A
Number of Minister's Outreach Programme facilitated and coordinated	1	N/A	1 Planned and achieved	N/A	N/A	N/A	N/A	N/A	N/A	N/A
Number of people trained in the hubs to deliver siyadlala (Sector-Indicator)	205	95 planned, 0 achieved	110 Planned, 0 achieved	N/A	N/A	50	N/A	The Department trained a total of 50 people in the hubs to deliver community Sport - Siyadlala (Recreation) programmes.  • Sport Administration was held from 14-16 February 2020 at Stay City Johannesburg	A delay in internal procurement processes and the announcement by the President on 16 March 2020 to adhere to the new regulations of social	The training will continue in the 2020.21 financial year.

DOCUMENT NUMBER	GDSACR FY2019/20 – FOURTH QUARTER REPORT	ISSUE DATE	2017-11-06	Page   69
REVISION NUMBER:	REV 1.0	REV DATE	2017-11-06	

Performance Indicator	Annual Target 2019/2020	Quarter 1 - Analysis	Quarter 2 - Analysis	Quarter 3 - Analysis	Quarter 4 Planned Target	Quarter 4 Actual Achievement	Quarter 4 Performance Status (Y/N)	Validated performance information (Progress or final / completed information as listed below on target)	Reason for deviation (over / under achievement)	Corrective Action (under achievements only)
								<p>with a total of 25 participants (15 male and 10 female). These included 22 youth and 3 PwD.</p> <ul style="list-style-type: none"> <li>Project Management was held from 8 – 10 March 2020 at the Johannesburg Stadium with a total of 25 participants.</li> </ul>	distancing and cancellation of events with more than 100 people due to the Covid-19 resulted in the cancellation of these events for the remainder of the quarter.	
Number of active recreation events organised and implemented	51	9 Planned, 4 achieved	22 Planned, 21 achieved	18 Planned, 19 achieved	2	8	Target achieved	<p>During the quarter under review, the department implemented eight (8) events benefitting a total of 3 519 people (1 524 male and 1 995 female) which included 1 829 youth and 531 elderly as follows:</p> <ul style="list-style-type: none"> <li>Two (2) aerobics;</li> <li>Five (5) hub tournaments; and</li> <li>One (1) Fun run / walks.</li> </ul>	Additional people who showed interest in the programme were accommodated at no additional costs	N/A
Number of sport and recreation holiday programmes implemented	4	1 Planned and achieved	1 Planned and achieved	1 Planned and achieved	1	0	Target not achieved	The planned holiday programmes in the five (5) corridors were not implemented.	A delay in internal procurement processes and the announcement by the President on 16 March 2020 to adhere to the new regulation of social distancing and cancellation of events with more than 100 people due to the Covid-19 resulted in the cancellation of these events for the remainder of the quarter	The holiday programmes will be implemented after the lockdown in the 2020.21 financial year.
Number of community games supported	3	1 Planned and 2 achieved	1 Planned and achieved in Q1	1 Planned and achieved	N/A	N/A	N/A	N/A	N/A	N/A
Number of Premier's Social Cohesion Games hosted	2	2 Planned, 1 achieved	N/A and 1 achieved	N/A	N/A	N/A	N/A	N/A	N/A	N/A
Number of Indigenous games clubs participating in	40	40 Planned and achieved	40 Planned and achieved	40 Planned and achieved	40	40	Target achieved	The 40 Indigenous Games Clubs (structures) assist the five (5) corridors to implement programmes on a monthly basis.	N/A	N/A

DOCUMENT NUMBER	GDSACR FY2019/20 – FOURTH QUARTER REPORT	ISSUE DATE	2017-11-06	Page   70
REVISION NUMBER:	REV 1.0	REV DATE	2017-11-06	

Performance Indicator	Annual Target 2019/2020	Quarter 1 - Analysis	Quarter 2 - Analysis	Quarter 3 - Analysis	Quarter 4 Planned Target	Quarter 4 Actual Achievement	Quarter 4 Performance Status (Y/N)	Validated performance information (Progress or final / completed information as listed below on target)	Reason for deviation (over / under achievement)	Corrective Action (under achievements only)
indigenous games tournaments (non-cumulative) (sector indicator)										
Number of wellness programmes implemented	1	N/A	N/A	N/A	1	1	Target achieved	The Province and five (5) Corridors hosted the Launch and rollout of the Wellness programme during February 2020 with a total of 2 694 (1 254 male and 1440 female) participants of which 1 940 were youth, 754 elderly and 48 PwD. (without North Corridor Totals)	N/A	N/A
Number of Sport Bras and shoes provided at sport for social change campaigns	1	N/A	N/A	N/A	500	0	Target not achieved	The Sport Bras were delivered in February 2020. The wrong sport Bras was delivered, and the service provider were requested to rectify the order. The correct sport bras were delivered in March 2020.	Due to the announcement by the President on 16 March 2020 for people to keep social distancing and to cancel events with 100 or more people to combat Covid-19, the planned events could not be held.	The sport bras will be delivered in the 2020.21 financial year after the lockdown.

DOCUMENT NUMBER	GDSACR FY2019/20 – FOURTH QUARTER REPORT	ISSUE DATE	2017-11-06	Page   71
REVISION NUMBER:	REV 1.0	REV DATE	2017-11-06	



### 3.4.4 Sub-programme: School Sport

Performance Indicator	Annual Target 2019/2020	Quarter 1 - Analysis	Quarter 2 - Analysis	Quarter 3 - Analysis	Quarter 4 Planned Target	Quarter 4 Actual Achievement	Quarter 4 Performance Status (Y/N)	Validated performance information (Progress or final / completed information as listed below on target)	Reason for deviation (over / under achievement)	Corrective Action (under achievements (only))
<b>Strategic Objective:</b> Create an enabling environment for growth in sport and recreation sector by identifying and developing talents towards excellence										
Number of School Sport Structure supported (Sector-Indicator)	17	7 Planned and achieved	7 Planned and achieved	1 Planned and achieved	2	2	Target achieved	The department successfully supported two (2) school sport codes/ structures in promotion of school sport programmes. <ul style="list-style-type: none"> <li>The department supported the Gauteng School Sport Structure with organizing the venue, catering and administration for the executive meeting on 16 January 2020 at Gauteng Sport Council.</li> <li>The department supported the Gauteng Athletics Structure with organizing the venue, catering and administration for the executive meeting on 23 February 2020 at Gauteng Sport Council.</li> </ul>	N/A	N/A
Number of schools supported with equipment and/ or attire as per established norms and standards (Sector-Indicator)	430	N/A	N/A	430 Planned, 340 achieved	N/A	90	N/A	The department delivered the remaining 90 schools' equipment and attire to maximize participation at school level.	N/A	N/A
Number of learners participating in school sport tournaments at a district level (Sector-Indicator)	32 000	4 500 Planned 14 501 achieved  SRSA verified Q1 = 13 047	4 000 Planned, 10 098 achieved  SRSA verified Q2 = 9 609	N/A, 315 achieved  SRSA verified Q3 = 315	18 500	9 029	Target achieved	In this reporting period 9 029 participants were supported. The department supported 32 000 participants during the 2019/20. <p>SRSA verified 22 071 as indicated in red in the tables and not 24 914 that was reported by the department as at the end of Q3.</p> <p>The current totals indicate that the department supported a total of 32 000 participants for the 2020.21 financial year. However, should SRSA verify a different total that SACR this might have an influence on the Q4 target and/or Annual Target 2019.20.</p>	N/A	N/A
Number of learners	7 500	1 700 Planned,	1 900 Planned,	300 Planned,	3 600	2 036	Target achieved	In this reporting period 2 036 participants were supported.	N/A	N/A

DOCUMENT NUMBER	GDSACR FY2019/20 – FOURTH QUARTER REPORT	ISSUE DATE	2017-11-06	Page   72
REVISION NUMBER:	REV 1.0	REV DATE	2017-11-06	

Performance Indicator	Annual Target 2019/2020	Quarter 1 - Analysis	Quarter 2 - Analysis	Quarter 3 - Analysis	Quarter 4 Planned Target	Quarter 4 Actual Achievement	Quarter 4 Performance Status (Y/N)	Validated performance information (Progress or final / completed information as listed below on target)	Reason for deviation (over / under achievement)	Corrective Action (under achievements (only)
participating in school sport tournaments at a Provincial level ( <b>Sector-Indicator</b> )		2 045 achieved  SRSA verified stats Q1 = 1 941	1 944 achieved  SRSA verified stats Q2 = 1 933	700 achieved  SRSA verified stats Q3 = 1 590				SRSA verified 5 464 as indicated in red and not 4 689 that was reported by the department as at the end of Q3.  The current totals indicate that the department supported a total of 7 500 participants for the 2020.21 financial year. However, should SRSA verify a different total that SACR this might have an influence on the Q4 target and/or Annual Target 2019.20.		
Number of learners supported to participate in the national school sport competition games ( <b>Sector-Indicator</b> )	778	N/A	329 Planned, 367 achieved	100 Planned, 327 achieved	349	0	Target not achieved	The tournament was postponed by SRSA due to the national lockdown.	The national lockdown affected the SRSA decisions to postpone the tournament.	The department awaits the directive from the National Department of Sport and Recreation
Number of school sport coordinators remunerated ( <b>non-cumulative</b> )	56	56 Planned and achieved	56 Planned and achieved	56 Planned and achieved	56	56	Target achieved	The department supported the 56 schools sport coordinators.	N/A	N/A
Number of people trained to deliver school sport programmes ( <b>Sector-Indicator</b> )	510	120 Planned, 122 achieved	270 Planned, 248 achieved	120 Planned, 80 achieved	N/A	60	N/A	The department successfully supported 60 people to deliver school sport.	N/A	N/A
Number of Learners participating at the Girl Child Games	800	N/A	N/A	800 Planned, 592 achieved	N/A	203	N/A	The department supported girl child programme for 203 female participants.	N/A	N/A

DOCUMENT NUMBER	GDSACR FY2019/20 – FOURTH QUARTER REPORT	ISSUE DATE	2017-11-06	Page   73
REVISION NUMBER:	REV 1.0	REV DATE	2017-11-06	

Performance Indicator	Annual Target 2019/2020	Quarter 1 - Analysis	Quarter 2 - Analysis	Quarter 3 - Analysis	Quarter 4 Planned Target	Quarter 4 Actual Achievement	Quarter 4 Performance Status (Y/N)	Validated performance information (Progress or final / completed information as listed below on target)	Reason for deviation (over / under achievement)	Corrective Action (under achievements only)
Number of Learners participating in the Farm and Rural Schools Festivals	900	N/A	N/A	900 Planned and achieved	N/A	N/A	N/A	N/A	N/A	N/A
Number of Wednesday leagues hosted in districts	15	N/A	N/A	N/A	15	15	Target achieved	The department supported 15 Wednesday league programmes that took place during 25 February 2020 in all the 15 Gauteng Department of Education districts in preparation for the provincial tournament.	N/A	N/A
Number of Learners participating at the National Athletics championship	440	N/A	N/A	N/A	440	0	Target not achieved	The National Games were planned from 26-28 March 2020 in Port Elizabeth.	Due to the country's new regulations imposed to combat Covid-19 and the subsequent national lockdown	The department awaits the directive from the National Department of Sport and Recreation
Number of school enrichment project in vulnerable minority groups hosted	1	N/A	N/A	N/A	1	1	Target achieved	The department supported one (1) school enrichment project that took place at the Randfontein stadium on the 28 February 2020. The school sport programmes are inclusively offered to all Gauteng schools in promotion of vulnerable minority groups.	N/A	N/A

DOCUMENT NUMBER	GDSACR FY2019/20 – FOURTH QUARTER REPORT	ISSUE DATE	2017-11-06	Page   74
REVISION NUMBER:	REV 1.0	REV DATE	2017-11-06	

## PART IV: GDSACR FINANCIAL STATUS AS AT THE END OF Q4 2019/20

### 4.1 Financial Status

#### 1.1.1 Voted funds

Appropriation	Main Appropriation (A) R'000	Actual Amount spend 2019/20	Q4	Total Actual Amount Spend to date (B)	Over/Under Expenditure (A-B)
<b>TOTAL</b>	969 303	247 183		886 599	82 704
<b>Responsible MEC</b>	Ms. Mbali Hlophe				
<b>Administering Department</b>	Department of Sport, Arts, Culture and Recreation				
<b>Acting Accounting Officer</b>	Mr. V Mpfu				

#### 4.1.2 Departmental Receipt

VOTE 12					Quarter 4 – 2019/20			
Revenue Collection	Projected Collections	Total revenue collected as at 31 March 2020	Variance	% Collected	Projection for quarter	Quarterly revenue collected as at 31 March 2020	Variance	% Collected
	R'000	R'000	R'000	R'000	R'000	R'000	R'000	%
<b>Sales goods and service</b>	312	308	4	98,72%	81	77	4	95,06%
<b>Interest</b>	15	22	-7	146,67%	10	6	4	60,00%
<b>Interest of Capital Assets</b>	0	30	-30		0	22	-22	
<b>Financial transactions in assets and liabilities</b>	76	8	68	10,53%	36		36	0,00%
<b>TOTAL</b>	403	368	35	91,32%	127	105	35	82,68%

#### The following items comprise departmental revenue/receipts:

The department's revenue capacities are limited. The department however have the following main sources of revenue:

- Parking fees
- Interest received from third parties on collection of debts from employees
- Commission on garnishee orders effected
- Debts collection

The department collected 83% of the projected revenue in the 4<sup>th</sup> quarter. The under collection is due to the interest on the debtors. Projected interest on debt and debt is based on the historical values and the department debt book is under review and will be updated in the fourth quarter.

DOCUMENT NUMBER	GDSACR FY2019/20 – FOURTH QUARTER REPORT	ISSUE DATE	2017-11-06	Page   75
REVISION NUMBER:	REV 1.0	REV DATE	2017-11-06	

#### 4.1.3 Expenditure per Budget Programme

Economic Classification	VOTE 12				Quarter 4			
	Adjusted Appropriation Voted and Grants	Total expenditure as at 31 March 2020	Variance	% Spend	Projected expenditure for Quarter 4	Total expenditure for Quarter 4	Variance	% Spend
	R'000	R'000	R'000	%	R'000	R'000	R'000	%
<b>Programme 1: Administration</b>	153 836	151 959	1 877	98,78%	52 317	44 757	7 560	85,55%
<b>Programme 2: Cultural Affairs</b>	217 809	195 612	22 197	89,81%	78 185	56 240	21 945	71,93%
<b>Programme 3: Library and Archival Services</b>	313 284	276 893	36 391	88,38%	81 029	43 213	37 816	53,33%
<b>Programme 4: Sport and Recreation</b>	284 374	262 135	22 239	92,18%	118 356	102 973	15 383	87,00%
<b>TOTAL</b>	<b>969 303</b>	<b>886 599</b>	<b>82 704</b>	<b>91,47%</b>	<b>329 887</b>	<b>247 183</b>	<b>82 704</b>	<b>74,93%</b>

#### 4.1.4 Brief summary of over/under-expenditure per programme

The department spent 75% in total of the adjusted appropriation at the end of March 2020. The underspending is due to the delays in the finalization of tenders process for the procurement of library books and furniture; delays in the payments of NPOs as result of unresolved contract matters as well as the delays in the completion of infrastructure projects, inclusive of projects that are commission by the implementing agents.

##### Programme 1

The programme spent 86% of the amount allocated in the fourth quarter. The underspending is due to the delays in processing of outstanding payments for G-fleet and other operational expenditure. The department does not have access to the Fleet Information System (FIS) so that when the monthly invoices are loaded it can automatically interface with SCOA accounts. This results in manual compilation of allocation attachments per vehicle, fuel consummation and cost centre that delays the payment process. Other contributory factor towards this underspending is the delays in the procurement process.

##### Programme 2

The programme spent 72% of the amount allocated for the fourth quarter. The underspend is due to the fact that the commemoration of the Winterveldt massacre did not take place, we could not honour Vesta Smith, the GGNC awareness campaign did not happen and the heritage exhibition at the WLHM not completed as yet.

##### Programme 3

The programme spent 53% of the amount allocated for the fourth quarter due to the vacant posts for Community Library Services Grant not yet filled. an under expenditure on infrastructure projects is due to construction of Akasia, Impumelelo and Rust ter Vaal libraries. We also did not execute the planning of the 3 new libraries. We could not get the books delivered in time for Emfuleni to get it paid as well as the ICT Mzansi online furniture for the for the libraries.

DOCUMENT NUMBER	GDSACR FY2019/20 – FOURTH QUARTER REPORT	ISSUE DATE	2017-11-06	Page   76
REVISION NUMBER:	REV 1.0	REV DATE	2017-11-06	

## Programme 4

The programme spending is at 87% due to the Mass conditional grant posts not yet filled and the delays in the finalization of the service level agreements between the department Sport& Recreation NPO's; as well as the SAFA transfers that could not be paid due to the expired tax clearance certificate.

### 4.1.5 Expenditure per Budget Programme (Economic Classification)

Economic Classification	VOTE 12				QUARTER 4			
	Adjusted Appropriation Voted and Grants	Total expenditure as at 31 March 2020	Variance	% Spend	Projected expenditure for Quarter 4	Total expenditure as at Quarter 4	Variance	% Spend
	R'000	R'000	R'000	%	R'000	R'000	R'000	%
<b>Current expenditure</b>	608 222	560 738	47 484	92,19%	217 946	170 797	47 149	78,37%
Compensation of employees	275 185	283 874	-8 689	103,16%	74 103	74 418	-315	100,43%
Goods and Services	333 035	276 854	56 181	83,13%	143 843	96 371	47 472	67,00%
Interest paid	2	10	-8	500,00%	0	8	-8	#DIV/0!
<b>Transfers and subsidies</b>	290 955	287 695	3 260	98,88%	68 233	64 639	3 594	94,73%
Provinces Municipalities	182 153	182 153	0	100,00%	8 015	8 015	0	100,00%
Departmental Agencies	37 500	37 500	0	100,00%	9 375	9 375	0	100,00%
NPOs	68 303	65 733	2 570	96,24%	49 050	46 480	2 570	94,76%
Households	2 999	2 309	690	76,99%	1793	769	1024	42,89%
<b>Capital expenditure</b>	70 126	38 166	31 960	54,42%	43 708	11 747	31 961	26,88%
Building & Fix Structure	43 568	26 808	16 760	61,53%	24 696	7 936	16 760	32,13%
Machinery and equipment	19 070	9 445	9 625	49,53%	13 248	3 719	9 529	28,07%
Heritage assets	7 188	1 725	5 463	24,00%	5 463	0	5 463	0,00%
Intangible assets	300	0	300	0,00%	300	0	300	0
Payments for financial Assets	0	188	-188	#DIV/0!	1	92	-91	92
<b>GRANT TOTAL</b>	<b>969 303</b>	<b>886 599</b>	<b>82 704</b>	<b>91,47%</b>	<b>329 887</b>	<b>247 183</b>	<b>82 704</b>	<b>74,93%</b>

### 4.1.6 Brief summary of over/under-expenditure per programme

#### Compensation of employees (100%)

The department has spent 100 percent of COE projected budget.

#### Goods and Services (67%)

The delays were in the processing of outstanding payments for G-fleet and other operational expenditure. The department does not have access to the Fleet Information System (FIS) so that when the monthly invoices are loaded it can automatically interface with SCOA accounts. This results in manual compilation of allocation attachments per vehicle, fuel consumption and cost centre which delays the payment process. The procurement of library books, furniture etc. were not finalized by the end of the quarter.

#### Transfers and subsidies (95%)

The underspending is due to the delays in the finalisation of the service level agreements between the department and the Library and Sport& Recreation NPO's; as well as the SAFA transfers that could not be paid due to the expired tax clearance certificate.

DOCUMENT NUMBER	GDSACR FY2019/20 – FOURTH QUARTER REPORT	ISSUE DATE	2017-11-06	Page   77
REVISION NUMBER:	REV 1.0	REV DATE	2017-11-06	

### Expenditure on Capital Assets (27%)

The department experienced delays in the completion of infrastructure projects, inclusive of projects that are commission by the implementing agents.

#### 4.1.7 Top ten cost drivers (specific to GDSACR)

Cost Driver	VOTE 12				QUARTER 4			
	Adjusted Projected spend Voted and Grants	Total expenditure as at 31 March 2020	Variance	% Spend	Projected expenditure for Quarter 4	Total expenditure as at Quarter 4	Variance	% Spend
	R'000	R'000	R'000	%	R'000	R'000	R'000	%
Salaries and wages	240 245	249 600	-9 355	103,89%	65 248	65 498	-250	100,38%
Provinces and municipalities	182 153	182 153	0	100,00%	8 015	8 015	0	100,00%
Non-profit institutions	68 303	65 733	2 570	96,24%	49 050	46 480	2 570	94,76%
Contractors	58 857	44 811	14 046	76,14%	20 362	10 644	9 718	52,27%
Inventory: Other	55 655	57 839	-2 184	103,92%	30 525	37 474	-6 949	122,76%
Buildings	43 568	26 808	16 760	61,53%	24 696	7 936	16 760	32,13%
Departmental agencies and accounts	37 500	37 500	0	100,00%	9 375	9 375	0	100,00%
Social contributions	34 940	34 274	666	98,09%	8 855	8 920	-65	100,73%
Catering: Departmental activities	32 597	25 701	6 896	78,84%	12 795	5 158	7 637	40,31%
Travel and Subsistence	26 402	25 701	701	97,34%	9 441	2 905	6 536	30,77%
Transport provided: Departmental activity	24 679	26 007	-1 328	105,38%	4 823	4 839	-16	100,33%

DOCUMENT NUMBER	GDSACR FY2019/20 – FOURTH QUARTER REPORT	ISSUE DATE	2017-11-06	Page   78
REVISION NUMBER:	REV 1.0	REV DATE	2017-11-06	

## 4.2 Supply Chain Management

The table below indicates total DSACR Preferential Procurement Spend for the year under review.

Company Owned	% Set Targets	Quarter 4 2019/20 % Spend	Spend through the tender & quotation processes	% Spend 2019/20	Total spend 2019/20 through the tender and quotation process
<b>HDI's</b>	-	46%	114 867 864,55	35%	128 722 054,43
<b>Female</b>	30%	20%	48 526 173,20	17%	53 894 965,46
<b>Youth</b>	10%	11%	26 330 966,26	8,2%	29 976 421,75
<b>PwDs</b>	5%	0,02%	51 600,00	0,05%	59 100,00
<b>Local Content Procurement</b>	-	-	-	-	-

The table above indicates that, the department SCM has been working on an increasing the spend on Preferential procurement through selection of project that are targeting HDI's; Female; Youth and PwD's. This is proving to be having a positive upscale to the targets. The increase on the targets is proving to be progressive and should be maintained.

### 4.2.1 GDSACR BB-BBE Spend for the year under review

#### 4.2.1.1 Commitments for various B-BEEE

is	% Spend Year to date	Total spend through the tender & quotation processes
Black People	35%	128 722 054,43
Women	17%	53 894 965,46
Youth	8,2%	29 976 421,75
People with Disability	0,05%	59 100,00
SMME's	-	-
Turnover over R50m	-	-
Between R10m and R50m	-	-
Turnover R10m or less	-	-
Unclassified	-	-

#### 4.2.1.2 Progress with promoting SMME's and BEE

Category of expenditure	Percentage or rand's (000's)
<b>Encouragement of Small Business</b>	<b>Information for this table will be updated on the presentation for the Portfolio Committee</b>
Number of contracts to SMME's	
Total value of contracts to SMME's	
% of total contracts to SMME's by the value	
<b>Encouragement of Black Economic Empowerment</b>	
Number of contracts to BEE	
Total value of contracts to BEE	
% of total contracts to BEE by value	



#### 4.2.2 Payment status of invoices received – 15/30 day

Month	Number payments processed	Paid within 15 days	Paid within 30 days	Paid after 30 days	% paid within 15 days	% paid within 30 days
'April 2019	108	90	13	5	83,33%	95,37%
'May 2019	91	73	7	11	80,22%	87,91%
'June 2019	141	94	42	5	66,67%	96,45%
<b>Quarter 1</b>	<b>340</b>	<b>257</b>	<b>62</b>	<b>21</b>	<b>75,59%</b>	<b>93,82%</b>
July 2019	237	198	36	3	83,54%	98,73%
August 2019	150	111	36	3	74,00%	98,00%
September 2019	153	133	17	3	86,93%	98,04%
<b>Quarter 2</b>	<b>540</b>	<b>442</b>	<b>89</b>	<b>9</b>	<b>81,85%</b>	<b>98,33%</b>
October 2019	215	184	27	4	85,58%	98,14%
November 2019	90	72	14	4	80,00%	95,56%
December 2019	117	71	29	17	60,68%	85,47%
<b>Quarter 3</b>	<b>422</b>	<b>327</b>	<b>70</b>	<b>25</b>	<b>77,49%</b>	<b>94,08%</b>
January 2020	118	36	59	23	30,51%	80,51%
February 2020	166	88	69	9	53,01%	94,58%
March 2020	380	338	31	11	88,95%	97,11%
<b>Quarter 4</b>	<b>664</b>	<b>462</b>	<b>159</b>	<b>43</b>	<b>69,58%</b>	<b>93,52%</b>
<b>Total</b>	<b>1 966</b>	<b>1 488</b>	<b>380</b>	<b>98</b>	<b>75,69%</b>	<b>95,02%</b>

#### 1.2.3 Township spend as at 31 March 2020

<b>Vote 12: Sport, Arts, Culture and Recreation</b>	
<b>Township spend</b>	62 600 542,41
<b>Non-Township</b>	188 400 793,88
<b>Unclassified</b>	97 465 448,04
<b>Total Spend</b>	348 466 784,33
<b>% Township spend</b>	18%

The township spend includes spend other than for goods and services.

The township spend is still low and SCM will embark on a project to target the township-based service providers to render services for the Department. The buyers need to be trained and informed about the outcome or impact on the stats of the Department in the sourcing process. Another point to note is that the Cliview report has incomplete information; therefore, the spend could be more than what is being reported.

## PART V: HUMAN RESOURCE MANAGEMENT

Below is the detailed Human Resource Administration and Development achieved for this reporting period.

### 5.1 Human Resources Administration

#### 5.1.1 Summary of Posts

STAFF CATEGORIES AS AT 31 MARCH 2020	NR OF POSTS	GENDER		WITH DISABILITY
		F	M	
Total Staff component	646	349	297	8
Number of professional and managerial posts	33	N/A	N/A	N/A
Number of professional and managerial posts filled	26	15	11	01
Number of other posts (Level 3 – 12)	813	N/A	N/A	N/A
Number of other posts filled (Level 3 – 12)	621	335	286	07
Number of contract workers appointed to date	222	129	93	0
Number of interns appointed	30	17	13	0
Number of posts advertised	0	N/A	N/A	N/A
Number of vacancies	199	N/A	N/A	N/A

During this reporting period, emphasis was given on filling vacant funded posts that matched the old and the new/proposed structure. For this period, the following posts were advertised and filled:

#### 5.1.2 The following post amendments were made during this quarter.

DESCRIPTION	Q4 2019/20 PROGRESS
<b>a) Posts Advertised:</b>	
Level 13 and above	0
Level 9 – 12	0
Level 5 – 8	0
Other	0
<b>b) Posts Filled:</b>	
Level 13 and above	0
Level 9 – 12	0
Level 5 – 8	0
Other	0
<b>c) Terminations:</b>	
Resignations	0
Retirements	0
Deaths	0
<b>d) Transfers:</b>	
Transfers out	0
Transfers in	0

## 5.2 Human Resource Development

### 5.2.1 Internship Programmes

A total of 30 Interns (13 male and 17 female) were appointed in the first quarter 2019/20. As at the end of September 2019, a total of 29 Interns (13 male and 16 female) were still in the programme. One (1) female left the internship programme at the end of August 2019.

*The internship appointments are incorporated above in table 5.1.1*

### 1.2.2 Training and Development

- **Human Capital Management Roadshow** took place on 19 February 2020 for 13 employees (3 male and 10 female) at East Corridor.
- **Human Capital Management Roadshow** took place on 25 February 2020 for 36 employees (9 male and 27 female) at South Corridor.
- **Human Capital Management Roadshow** took place on 03 March 2020 for 30 employees (13 male and 17 female) at Central Corridor.
- **Human Capital Management Roadshow** took place on 10 March 2020 for 36 employees (13 male and 23 female) at West Corridor.
- **Human Capital Management Roadshow** took place on 27 March 2020 for 46 employees (20 male and 26 female) at North Corridor.
- **Compulsory Induction Programme Level 4-5** took place from 9-13 March 2020 for 22 employees (9 male and 13 female) at 124 Main Street Department of Economic Development.
- **Compulsory Induction Programme Level 4-5** took place from 16-19 March 2020 for 25 employees (12 male and 13 female) at 124 Main Street Department of Economic Development.
- **Client Liaison, Customer Care and Security Training for all security officials** took place on 12-13 March 2020 for 47 employees (32 male and 15 female) at 124 Main Street Department of Economic Development.
- **Online Ethics Training** took place from 1-31 March 2020 for 2 female employees.

DOCUMENT NUMBER	GDSACR FY2019/20 – FOURTH QUARTER REPORT	ISSUE DATE	2017-11-06	Page   82
REVISION NUMBER:	REV 1.0	REV DATE	2017-11-06	

## PART VI: ADDENDUMS

### Annexure A: 80 Library materials procured

NO.	Title	Creator	Publisher
1	10% Happier: How I Tamed the Voice in My Head, Reduced Stress Without Losing My Edge, and Found Self-Help That Actually Works—A True Story	Dan Harris	HarperCollins Publishers Inc.
2	The Amazing Spider-Man (2014), Volume 1: The Parker Luck	Dan Slott, Humberto Ramos	Marvel Entertainment
3	The Amazing Spider-Man (2014), Volume 2: Spider-Verse Prelude	Dan Slott, Christos Gage, Giuseppe Camuncoli, et. al.	Marvel Entertainment
4	Blue Moon: Jack Reacher Series, Book 24	Lee Child	Random House Group Limited
5	The Body Keeps the Score: Brain, Mind, and Body in the Healing of Trauma (unabridged)	Bessel van der Kolk, Sean Pratt	Gildan Media Corp
6	Double Shots, Donuts, and Dead Dudes: Cape Bay Cafe Mystery Series, Book 8 (unabridged)	Harper Lin, Marguerite Gavin	Tantor Media, Inc
7	Get Out of Your Head: Stopping the Spiral of Toxic Thoughts	Jennie Allen	Random House, Inc.
8	Insignificant Events in the Life of a Cactus: Life of a Cactus Series, Book 1 (unabridged)	Dusti Bowling, Karissa Vacker	Tantor Media, Inc
9	It's Not Supposed to Be This Way: Finding Unexpected Strength When Disappointments Leave You Shattered	Lysa TerKeurst	Thomas Nelson Inc.
10	It's Not Supposed to Be This Way: Finding Unexpected Strength When Disappointments Leave You Shattered (unabridged)	Lysa TerKeurst, Lysa TerKeurst, Jolene Barto	Thomas Nelson Inc.
11	Miles Morales: Spider-Man (2018), Volume 1: Straight Out of Brooklyn	Saladin Ahmed, Javier Garron	Marvel Entertainment
12	Murder on Cape Cod: Cozy Capers Book Group Mystery Series, Book 1 (unabridged)	Maddie Day, Rachel Dulude	Tantor Media, Inc
13	Spider-Man (2016): Miles Morales, Volume 1	Brian Michael Bendis, Sara Pichelli	Marvel Entertainment
14	Wicked Bite: Night Rebel Series, Book 2	Jeaniene Frost	HarperCollins Publishers Inc.
15	The 5 Love Languages: The Secret to Love that Lasts (unabridged)	Gary Chapman, Gary Chapman	Oasis Audio, LLC
16	The 100 Best Vacations to Enrich Your Life	Pam Grout	Random House, Inc.
17	21 Lessons for the 21st Century	Yuval Noah Harari	Random House Group Limited
18	The Abominable Snowman of Pasadena: Classic Goosebumps Series, Book 27	R.L. Stine	Scholastic, Inc. (US)
19	Adri se bosboer	Cecile Archer	LAPA Uitgewers
20	Africa: Diversity and Development	Tony Binns, Alan Dixon, Etienne Nel	Taylor & Francis Books
21	Alistair MacLean Sea Thrillers 4-Book Collection: San Andreas, The Golden Rendezvous, Seawitch, Santorini	Alistair MacLean	HarperCollins Publishers Ltd.
22	All About the 15 Famous Greek Philosophers--Biography History Books--Children's Historical Biographies	Baby Professor	Speedy Publishing LLC
23	All the Bright Places	Jennifer Niven	ePenguin
24	All Things New	Lynn Austin	Baker Publishing Group
25	Alles of niks	Madelie Human	LAPA Uitgewers
26	Allesbehalwe	Madelie Human	LAPA Uitgewers

DOCUMENT NUMBER	GDSACR FY2019/20 – FOURTH QUARTER REPORT	ISSUE DATE	2017-11-06	Page   83
REVISION NUMBER:	REV 1.0	REV DATE	2017-11-06	

27	An Almost Perfect Holiday	Lucy Diamond	Pan Macmillan
28	Altyd die strooimeisie	Madelie Human	LAPA Uitgewers
29	Altyd net jy	Elsa Winckler	LAPA Uitgewers
30	American Assassin: Mitch Rapp Series, Book 1	Vince Flynn	Simon & Schuster, Inc.
31	Ammonit	Nicola Griffith	Bookwire GmbH
32	Amper 'n bruid	Magdaleen Walters	LAPA Uitgewers
33	The ANC Spy Bible: Surviving across enemy lines	Moe Shaik	NB Publishers
34	Anger (In Gujarati)	Dada Bhagwan, Dr. Niruben Amin	Smashwords, Inc.
35	Anno Dracula	Kim Newman	Lightning Source Inc
36	Any Way You Want Me	Lucy Diamond	Pan Macmillan
37	Apollyon--The Fourth Covenant Novel: Covenant Series, Book 4 (unabridged)	Jennifer L. Armentrout, Justine Eyre	Tantor Media, Inc
38	ARKANE Thriller 9 Book Box-Set: Stone of Fire, Crypt of Bone, Ark of Blood, One Day in Budapest, Day of the Vikings, Gates of Hell, One Day in New York, Destroyer of Worlds, End of Days	J.F.Penn	Kobo Writing Life
39	Around the Way Girl: A Memoir (unabridged)	Taraji P. Henson, Taraji P. Henson, Denene Millner	Simon & Schuster - Audiobooks
40	The Art of Learning: A Journey in the Pursuit of Excellence	Josh Waitzkin	Simon & Schuster, Inc.
41	Artificial Intelligence: A New Synthesis	Nils J. Nilsson	Elsevier
42	As die liefde blom	Elsa Drotzky	LAPA Uitgewers
43	As dit proe soos liefde	Didi Potgieter	LAPA Uitgewers
44	As jy maar weet	Adele Reynders	LAPA Uitgewers
45	As Wense Perde Was: Afrikaans Edition	Anna Erishkigal	Kobo Writing Life
46	Assembly Language Programming: ARM Cortex-M3	Vincent Mahout	John Wiley & Sons, Inc.
47	Assembly Language Step-by-Step: Programming with Linux	Jeff Duntemann	John Wiley & Sons, Inc.
48	Atomic Habits: The life-changing million copy bestseller	James Clear	Random House Group Limited
49	Auditing: a QuickStudy Reference Tool	Michael P Griffin	BarCharts, Inc. publishers of QuickStudy
50	AUDITING: Passbooks Study Guide	National Learning Corporation	INscribe Digital
51	A Baby at the Beach Cafe	Lucy Diamond	Pan Macmillan
52	Babylon's Ark: The Incredible Wartime Rescue of the Baghdad Zoo	Lawrence Anthony, Graham Spence	Macmillan Publishers
53	A Bag of Marbles: The Graphic Novel	Joseph Joffo, Vincent Bailly	Lerner Publishing Group
54	Bared to You: Crossfire Series, Book 1	Sylvia Day	ePenguin
55	Be Your Own Shaman: Heal Yourself and Others with 21st-Century Energy Medicine	Deborah King, Ph.D.	Random House, Inc.
56	The Beekeeper of Aleppo: The unforgettable and moving Sunday Times bestseller	Christy Lefteri	Bonnier Publishing UK
57	The Berenstain Bears and the Messy Room	Stan Berenstain, Jan Berenstain	Random House, Inc.
58	The Berenstain Bears and the Trouble with Grownups	Stan Berenstain	Random House, Inc.
59	The Berenstain Bears Forget Their Manners	Stan Berenstain, Jan Berenstain	Random House, Inc.
60	The Berenstain Bears Picture Book Collection Volume Two: Six Books in One	Stan Berenstain, Jan Berenstain	Open Road Integrated Media
61	Bernadine en die babawagter	Arien Lubbe	LAPA Uitgewers
62	Bestem vir liefde	Cheryl Rogers	LAPA Uitgewers
63	Bloedgrond	Malene Breytenbach	NB Publishers

DOCUMENT NUMBER	GDSACR FY2019/20 – FOURTH QUARTER REPORT	ISSUE DATE	2017-11-06	Page   84
REVISION NUMBER:	REV 1.0	REV DATE	2017-11-06	

64	Bloedsteen	Irna van Zyl	Random House Struik (Pty) Ltd.
65	Blue Moon: The Immortals Series, Book 2	Alyson Noël	Macmillan Publishers
66	Brisingr	Christopher Paolini	Leya S.A.
67	The Broken Empire Series Books 1 and 2: Prince of Thorns, King of Thorns	Mark Lawrence	HarperCollins Publishers Ltd.
68	The Butterfly Room: The Richard & Judy Book Club Pick full of Twists and Turns, Family Secrets and a lot of Heart	Lucinda Riley	Pan Macmillan
69	Candle in the Darkness: Refiner's Fire Series, Book 1	Lynn Austin	Baker Publishing Group
70	Chamatkar (In Gujarati)	Dada Bhagwan, Dr. Niruben Amin	Smashwords, Inc.
71	Change of Command: Serrano Legacy, Book 6	Elizabeth Moon	INscribe Digital
72	The Charm Bracelet: A Novel	Viola Shipman	Macmillan Publishers
73	Chemistry Textbook	IntroBooks Team	Draft2Digital, LLC
74	Chill Out!: The Cat's Wintertime Ebook Collection	Tish Rabe, Joe Mathieu, Aristides Ruiz	Random House, Inc.
75	Christmas Gifts at the Beach Cafe: A Novella	Lucy Diamond	Pan Macmillan
76	Cilka's Journey: The Tattooist of Auschwitz Series, Book 2	Heather Morris	Bonnier Publishing UK
77	Cloak of the Light: Wars of the Realm Series, Book 1 (unabridged)	Chuck Black, Michael Orenstein, Katie Leigh	Christian Audio, LLC
78	Cloak of the Light: Wars of the Realm (unabridged)	Chuck Black, Michael Orenstein, Katie Leigh	Christian Audio, LLC
79	Cloak of the Light: Wars of the Realm, Book 1	Chuck Black	Random House, Inc.
80	Cloud-Based Music Production: Sampling, Synthesis, and Hip-Hop	Matthew T Shelvock	Taylor & Francis Books

DOCUMENT NUMBER	GDSACR FY2019/20 – FOURTH QUARTER REPORT	ISSUE DATE	2017-11-06	Page   85
REVISION NUMBER:	REV 1.0	REV DATE	2017-11-06	

Annexure B: 59 Community structures supported

NO:	ORGANISATION	GRANTED AMOUNT	PAYMENT DATE	QUARTER PAID
1	Air Force Artist Company	R 59 659.00	23/12/2019	Q 3
2	Behind The Blazer	R 59 659.00	17/01/2020	Q 4
3	Curriculum Development Project (CDP) Trust	R 59 659.00	17/01/2020	Q 4
4	Define Arts	R 59 659.00	19/12/2019	Q 3
5	Diepsloot Youth in Action	R 40 000.00	24/01/2020	Q 4
6	Dinare Youth Development Projects	R 59 659.00	24/01/2020	Q 4
7	Ditshepe Tsa Ngwao Ya Setswana	R 59 659.00	21/02/2020	Q 4
8	Ekurhuleni School of Music	R 59 659.00	07/02/2020	Q 4
9	Happy Arts & Culture Development Organisation	R 59 659.00	24/01/2020	Q 4
10	Karabelo	R 59 659.00	19/12/2019	Q 3
11	Kgantsa Lesedi Foundation	R 59 659.00	10/01/2020	Q 4
12	Kideology Children Performing Arts and Theatre Devolpment	R 59 659.00	24/01/2020	Q 4
13	Lahlamlenze Records cc	R 59 659.00	24/01/2020	Q 4
14	Le Mbali Arts & Culture Development Organisation	R 59 659.00	21/02/2020	Q 4
15	Lucky Dance Theatre	R 59 659.00	17/01/2020	Q 4
16	Lwazi le Lwazi Arts and Culture NPO	R 59 659.00	17/01/2020	Q 4
17	Mantimakhulu (PTY) LTD	R 59 659.00	23/12/2019	Q 3
18	Nkgo Ya Metsi	R 59 659.00	17/01/2020	Q 4
19	Ntivo Consulting CC	R 59 659.00	20/12/2019	Q 3
20	Omama Besxaxa Foundation	R 59 659.00	23/12/2019	Q 3
21	Performing Arts and Culture Development	R 59 659.00	23/02/2020	Q 4
22	Qhakazani Manzezulu Primary Co-operative Limited	R 59 659.00	23/12/2019	Q 3
23	Sekunjalo Theatre Vibrant	R 59 659.00	24/01/2020	Q 4
24	Snega Tainment Media	R 59 659.00	31/01/2020	Q 4
25	The Million Colours of Africa	R 59 659.00	24/01/2020	Q 4
26	The Walk Projects (PTY) LTD	R 59 659.00	21/02/2020	Q 4
27	Together As One Youth Movement	R 59 659.00	23/12/2019	Q 3
28	Umzekelo Cultural Organisation	R 59 659.00	31/01/2020	Q 4
29	Vuma Musical and Projects Organisation for Disabled Youth and Children	R 59 659.00	24/01/2020	Q 4
30	Zanele Mtshali Disability Home	R 29 545.00	24/01/2020	Q 4
31	Aga Sechaba Community Projects	R59,178.96	21/02/2020	Q 4
32	Alchemy Sport and Recreation	R59,178.96	12/03/2020	Q 4
33	Atteridgeville Association for the People with Disabilities	R59,178.96	05/03/2020	Q 4
34	Barneys Sports Foundation	R59,178.96	31/01/2020	Q 4
35	Blue Diamonds Ladies Sport	R59,178.96	17/01/2020	Q 4
36	Bodyfab Lifestyle Consulting	R59,178.96	02/03/2020	Q 4
37	Boitumelo Sport NPC	R59,178.96	17/01/2020	Q 4
38	Bophelong Fitness Club	R59,178.96	31/01/2020	Q 4
39	Braamfischer Inter-Roses Football Club	R59,178.96	17/02/2020	Q 4
40	Bricks Champions League	R59,178.96	21/02/2020	Q 4
41	Double Classic Sport Development	R59,178.96	17/01/2020	Q 4
42	Dream Team 1941 Sports Academy	R59,178.96	12/03/2020	Q 4
43	Eyethu Badminton Development	R59,178.96	03/03/2020	Q 4
44	Infinity Boys Football Club	R59,178.96	02/03/2020	Q 4

DOCUMENT NUMBER	GDSACR FY2019/20 – FOURTH QUARTER REPORT	ISSUE DATE	2017-11-06	Page   86
REVISION NUMBER:	REV 1.0	REV DATE	2017-11-06	

45	Khutsong Chess Club	R59,178.96	31/01/2020	Q 4
46	Kim Group of Companies (Pty) Ltd.	R59,178.96	17/01/2020	Q 4
47	Kwa-Thema Disability Club	R59,178.96	21/02/2020	Q 4
48	Little Rock Angels Pre-School & Day Care Centre	R59,178.96	17/01/2020	Q 4
49	Meadowlands Cure Sports	R59,178.96	28/02/2020	Q 4
50	Mzolini Football Association	R59,178.96	28/02/2020	Q 4
51	New Beginings SET (Pty) Ltd.	R59,178.96	13/03/2020	Q 4
52	Peace Lovers Football & Netball Club	R59,178.96	12/03/2020	Q 4
53	Scorpion Boxing Club	R59,178.96	21/02/2020	Q 4
54	Sopopa Events and Projects (Pty) Ltd.	R59,178.96	21/02/202	Q 4
55	Starlings Volleyball Club	R59,178.96	28/02/2020	Q 4
56	Umsebenti Lomuhle Projects	R59,178.96	21/02/2020	Q 4
57	Vaal Stars Netball Club	R59,178.96	05/03/2020	Q 4
58	Vultures Athletics Club	R59,178.96	05/03/2020	Q 4
59	Women Leadership Social Empowerment	R59,178.96	28/02/2020	Q 4

DOCUMENT NUMBER	GDSACR FY2019/20 – FOURTH QUARTER REPORT	ISSUE DATE	2017-11-06	Page   87
REVISION NUMBER:	REV 1.0	REV DATE	2017-11-06	





**GAUTENG PROVINCE**  
SPORT, ARTS, CULTURE AND RECREATION  
REPUBLIC OF SOUTH AFRICA

**OFFICE OF THE MEC**

Enquiries: Siphiso Masuku  
Tel: 011 355 2900/ 903 632 8091  
E-mail: [Siphiso.masuku@gauteng.gov.za](mailto:Siphiso.masuku@gauteng.gov.za)  
Ref: 26/12

Hon Ntombi Mekiwe  
Speaker  
Gauteng Provincial Legislature  
Private Bag X52  
Johannesburg  
2001

Dear Honourable Speaker,

**SUBJECT: SUBMISSION OF THE SACR AND GFC FOURTH QUARTER 2019/20  
PERFORMANCE MONITORING REPORT TO THE PORTFOLIO COMMITTEE**

Please find attached the Department of Sport, Arts, Culture and Recreation and Gauteng Film Commission (GFC) fourth quarter 2019/20 (January – March 2020) Performance Monitoring Report.

**DISCLAIMER:** Due to the Covid-19 the correctness, completeness and validity of the submitted information in this report has not been verified.

Yours faithfully,

**Ms Hoppe, MPL**  
Member of the Executive Council  
Sport, Arts, Culture & Recreation

Date: 30/4/20

DOCUMENT NUMBER	GDSACR FY2019/20 – FOURTH QUARTER REPORT	ISSUE DATE	2017-11-06	Page   88
REVISION NUMBER:	REV 1.0	REV DATE	2017-11-06	